Meat & Livestock Weekly
Cattle Indicators
Thursday, September 24, 2015

Eastern Young Cattle Indicator	Unit	24 Sep 2015	17 Sep 2015	25 Sep 2014
EYCI	¢/kg cwt	**591.25**	592.00	359.25

National saleyard indicators	Live weight	Muscle/Fat	Unit	TW	LW	LY
Trade steer	330-400kg	C3	¢/kg lwt	**321**	328	198
			¢/kg cwt	**590**	604	367
Medium steer	400-500kg	C3	¢/kg lwt	**308**	304	197
			¢/kg cwt	**571**	562	367
Heavy steer	500-600kg	C4	¢/kg lwt	**318**	312	209
			¢/kg cwt	**578**	569	383
Medium cow	400-520kg	D3	¢/kg lwt	**240**	237	157
			¢/kg cwt	**494**	487	325
Feeder steer	330-400kg	C2	¢/kg lwt	**326**	327	199

Eastern states OTH indicators	Carcase weight	Muscle	Unit	TW	LW	LY
Trade steer	240-260kg	A-C	¢/kg cwt	**551**	542	349
Medium steer	260-280kg	A-C	¢/kg cwt	**554**	549	363
Heavy steer	300-400kg	A-C	¢/kg cwt	**561**	556	371
Medium cow	260-280kg	A-E	¢/kg cwt	**479**	476	308
MSA Trade steer	240-260kg	A-C	¢/kg cwt	**584**	581	391

Feeder cattle indicators - paddock sales					
for week of	17/09/2015		TW	LW	LY
Domestic		Unit			
Steers 280-350kg		¢/kg lwt	**320**	307	203
Heifers 280-350kg		¢/kg lwt	**306**	294	187
Export		Unit			
Shortfed 100-120 DOF		¢/kg lwt	**326**	318	214
Mediumfed 120-220 DOF		¢/kg lwt	**342**	330	219
Longfed 220+ DOF		¢/kg lwt	**344**	340	228

TW – This week, LW – Last week, LY – Last year

Eastern Young Cattle Indicator (EYCI)

The Eastern Young Cattle Indicator, or EYCI, is a seven-day rolling average of 24 young cattle categories from 24 saleyards across Queensland, New South Wales and Victoria. It is expressed in cents per kilogram carcase (or dressed) weight (¢/kg cwt) and is rounded to the nearest ¼ cent.

The EYCI is designed to be applicable to a wide range of cattle and beef industry participants, and has sufficient diversity (both geographic and cattle type) to prevent manipulation by activity in the physical cattle market.

The young cattle market was chosen as the base for the EYCI as it is the largest, most transparent of the physical cattle markets and attracts the widest range of industry participants.

What is a seven-day rolling average?

At any point in time, a seven-day rolling average includes data from the past seven days. In the case of the EYCI, this refers to seven calendar days, or one week.

The EYCI includes vealer and yearling heifers and steers, grade score C2 or C3, with liveweight from 200kg (See table below). The EYCI currently includes cattle purchased for restocking, lot feeding and slaughter from the relevant prime sales.

Individual states were integrated into the EYCI at the commencement of NLRS reporting in that state:

NSW – August 1996
Victoria – May 1997
Queensland – October 1999

Cattle categories in the EYCI

Classification	Muscle/fat	liveweight (kg)
Vealer steers	C2 & C3	200.1-280 280.1-330 ≥330.1
Vealer heifers	C2 & C3	200.1-280 280.1-330 ≥330.1
Yearling steers	C2 & C3	200.1-330 330.1-400 ≥400.1
Yearling heifers	C2 & C3	200.1-330 330.1-400 ≥400.1

State saleyard indicators				Queensland			NSW			Victoria			SA			Tasmania		
Category	Live weight	Muscle/Fat	Unit	TW	LW	LY	TW	LW	LY	TW	LW	LY	TW	LW	LY	TW	LW	LY
Trade steer	330-400kg	C3	¢/kg lwt	**296**	323	202	**334**	330	202	**331**	341	197	**314**	317	183	**nq**	nq	201
			¢/kg cwt	**538**	588	370	**620**	611	376	**604**	621	358	**575**	577	336	**nq**	nq	359
Medium steer	400-500kg	C3	¢/kg lwt	**287**	287	202	**317**	316	196	**319**	327	196	**nq**	321	nq	**nq**	nq	nq
			¢/kg cwt	**522**	521	370	**593**	592	367	**591**	607	357	**nq**	583	nq	**nq**	nq	nq
Heavy steer	500-600kg	C4	¢/kg lwt	**307**	306	216	**329**	321	205	**324**	312	170	**332**	nq	184	**nq**	nq	186
			¢/kg cwt	**552**	549	385	**605**	595	382	**601**	578	315	**613**	nq	341	**nq**	nq	332
Medium cow	400-520kg	D3	¢/kg lwt	**244**	235	165	**242**	241	156	**255**	241	151	**238**	244	146	**nq**	237	135
			¢/kg cwt	**496**	481	338	**508**	501	328	**532**	504	308	**475**	489	291	**nq**	515	286
Feeder steer	330-400kg	C2	¢/kg lwt	**321**	320	198	**332**	331	199	**321**	333	184	**311**	311	188	**nq**	nq	nq

State over-the-hooks indicators				Queensland			NSW			Victoria			SA			Tasmania		
Category	Carcase weight	Muscle	Unit	TW	LW	LY	TW	LW	LY	TW	LW	LY	TW	LW	LY	TW	LW	LY
Trade steer	240-260kg	A-C	¢/kg cwt	**545**	532	365	**545**	541	366	**562**	552	358	**nq**	nq	305	**nq**	nq	nq
Medium steer	260-280kg	A-C	¢/kg cwt	**537**	525	360	**539**	534	363	**539**	535	342	**nq**	nq	365	**600**	600	385
Heavy steer	300-400kg	A-C	¢/kg cwt	**550**	538	373	**548**	543	372	**547**	543	351	**nq**	nq	375	**600**	600	385
Medium cow	260-280kg	A-E	¢/kg cwt	**506**	492	322	**460**	458	283	**457**	455	312	**484**	484	323	**490**	490	300
EU steer	300-340kg	A-C	¢/kg cwt	**614**	601	nq	**590**	590	400	**nq**	nq	nq	**nq**	nq	nq	**nq**	nq	nq
MSA Trade steer	240-260kg	A-C	¢/kg cwt	**574**	561	403	**583**	581	389	**nq**	nq	nq	**570**	570	380	**610**	610	nq

WA saleyard indicators	Unit	TW	LW	LY
Pastoral cow	¢/kg lwt	**181**	194	143
Heavy cow	¢/kg lwt	**214**	210	168
Heavy yearling	¢/kg lwt	**288**	282	214
Feeder yearling	¢/kg lwt	**295**	309	219
WYCI	¢/kg cwt	**554**	579	nq

WA over-the-hooks indicators	Unit	TW	LW	LY
Grassfed yearling	¢/kg cwt	**550**	550	440
Grainfed yearling	¢/kg cwt	**550**	550	455
MSA yearling	¢/kg cwt	**550**	550	455
Medium cow	¢/kg cwt	**nq**	nq	218

Live Export Price Quotes	for week of	17/09/2015	Unit	TW	LW	LY
Light Steer	260 - 360 kg	Townsville	¢/kg lwt	**265**	nq	nq
	260 - 360 kg	Darwin	¢/kg lwt	**290**	nq	nq
	260 - 360 kg	Broome	¢/kg lwt	**nq**	nq	nq
Light Heifer	260 - 360 kg	Townsville	¢/kg lwt	**225**	nq	nq
	260 - 360 kg	Darwin	¢/kg lwt	**270**	nq	nq
	260 - 360 kg	Broome	¢/kg lwt	**nq**	nq	nq

Category specifications

The following tables show the grades that are used for the Meat & Livestock Weekly Statistics.

Cattle indicator weights

Stock type	Weight	Muscle/fat
Trade steer	330-400kg	C3
Medium steer	400-500kg	C3
Heavy steer	500-600kg	C4
Medium cow	400-520kg	D3
Feeder steer*	330-400kg	C2

*Yearling steer, purchased by lotfeeders

Cattle OTH indicator weights

Stock type	Weight	Muscle/fat
EU steer	240-440kg	A-C 6-22mm
Trade steer	220-260kg	A-C 3-12mm
Medium steer	260-300kg	A-C 7-22mm
Heavy steer	300-420kg	A-C 7-22mm
Medium cow	240-280kg	A-E 3-22mm

All use of MLA publications, reports and information is subject to MLA's Market Report and Information Terms of Use. Please read our terms of use carefully and ensure you are familiar with its content.

Meat & Livestock Weekly
Cattle Indicators
Thursday, September 24, 2015

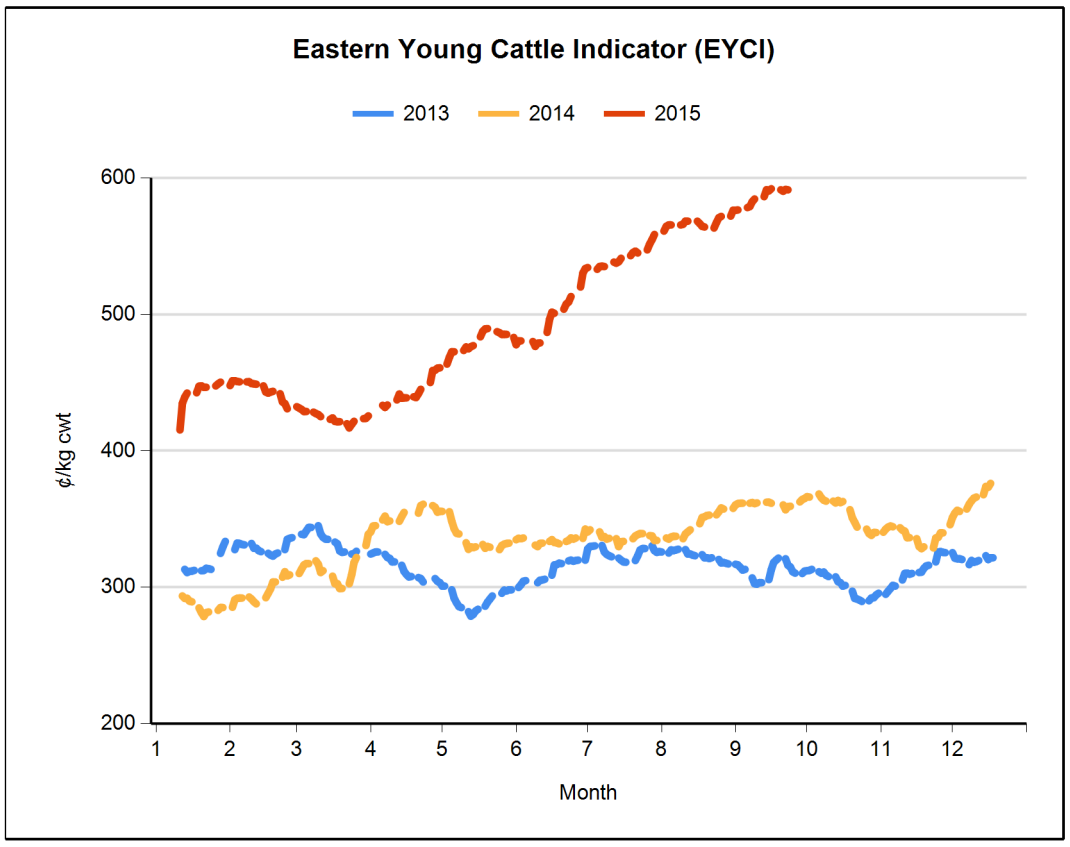

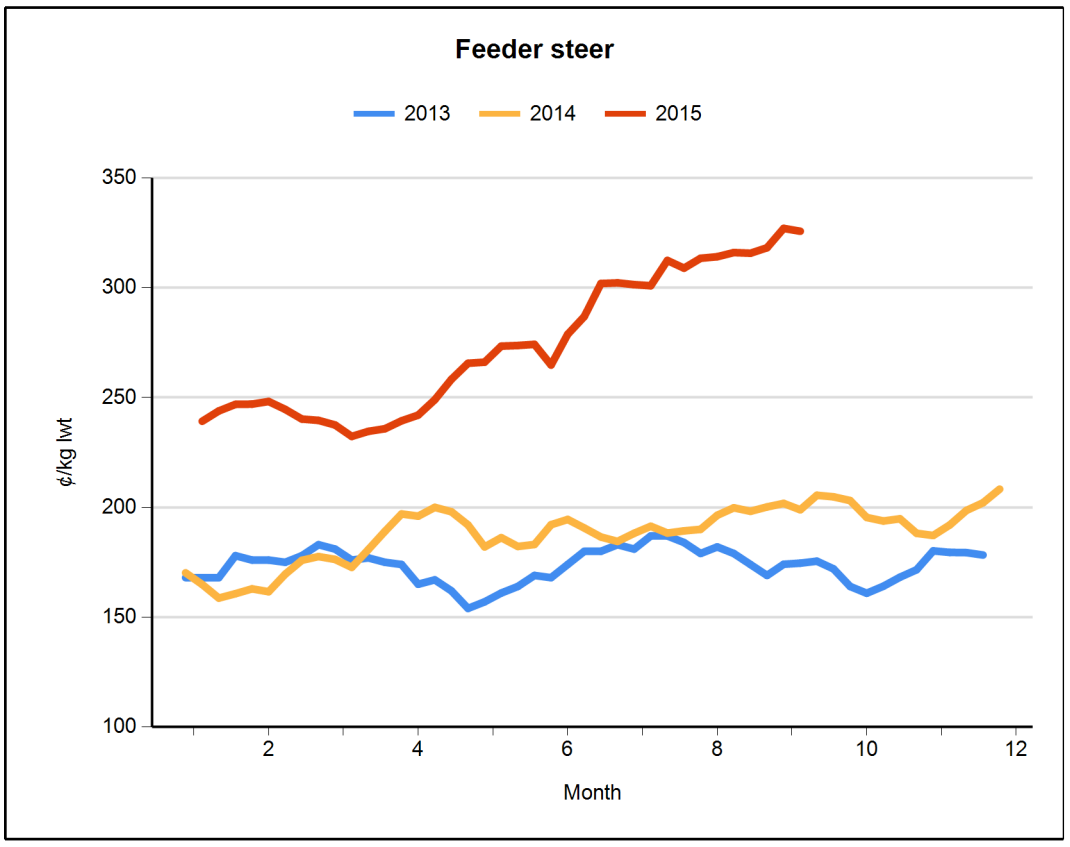

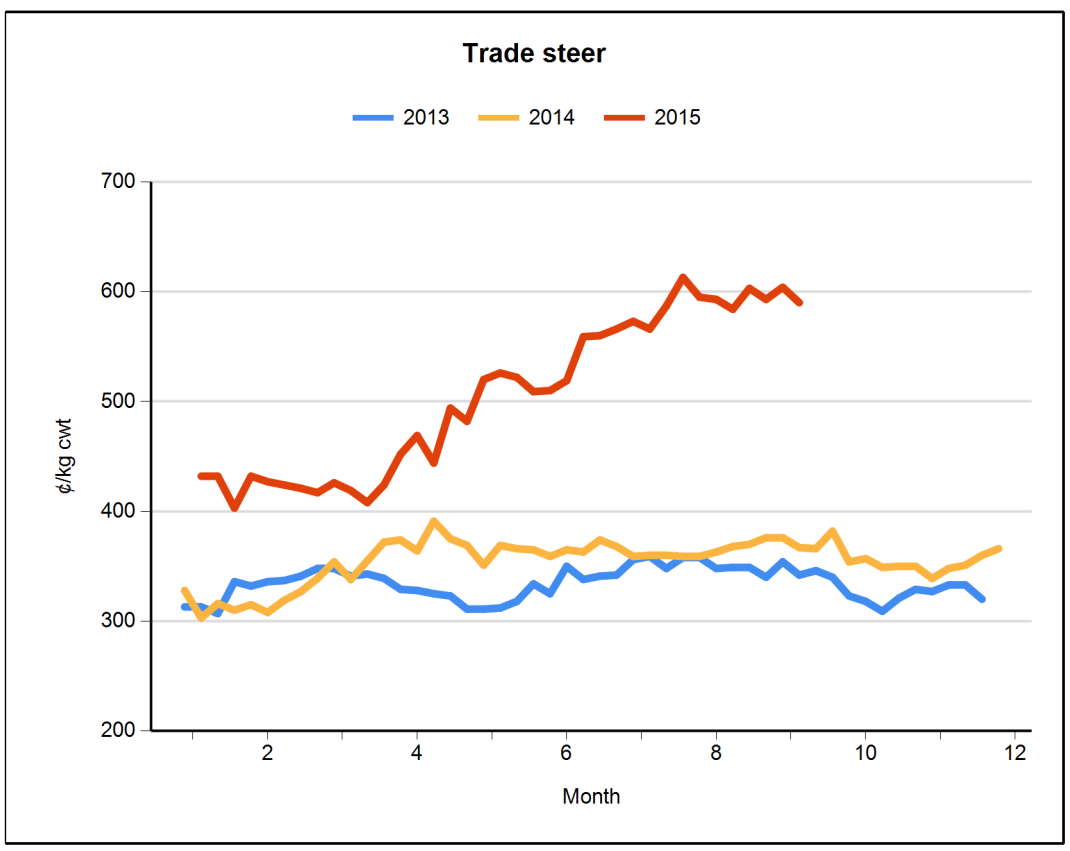

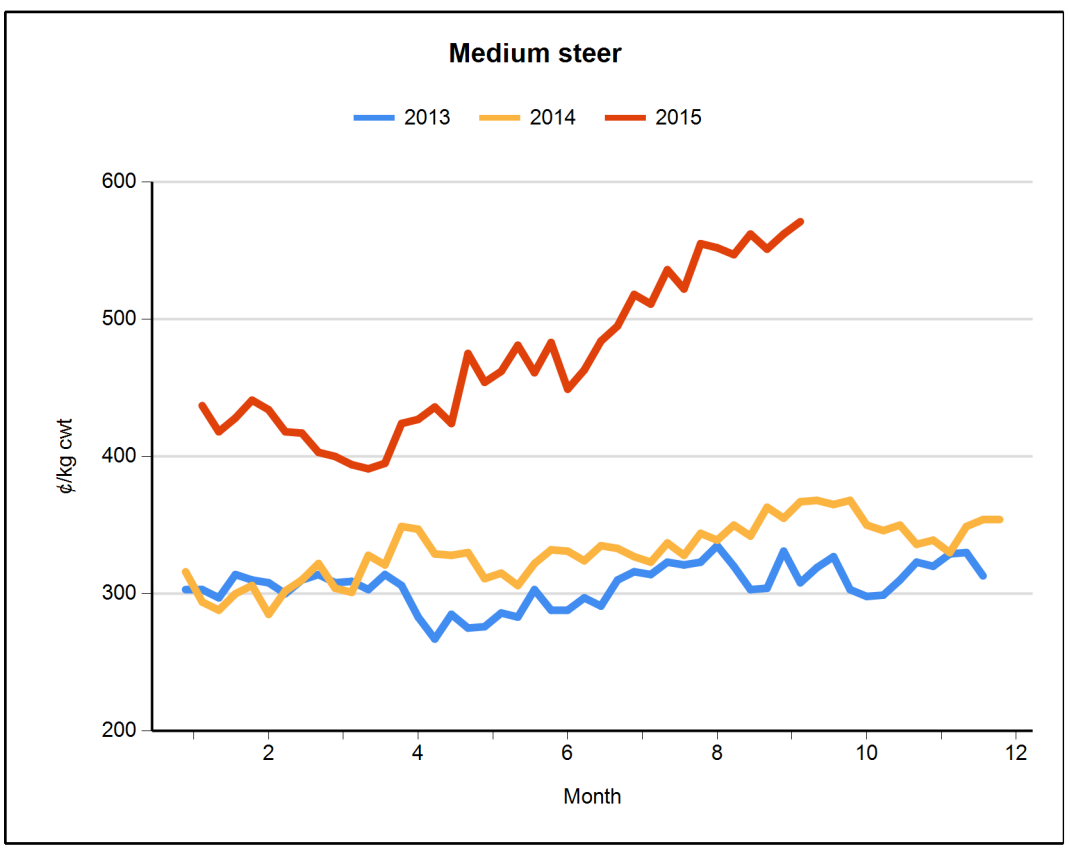

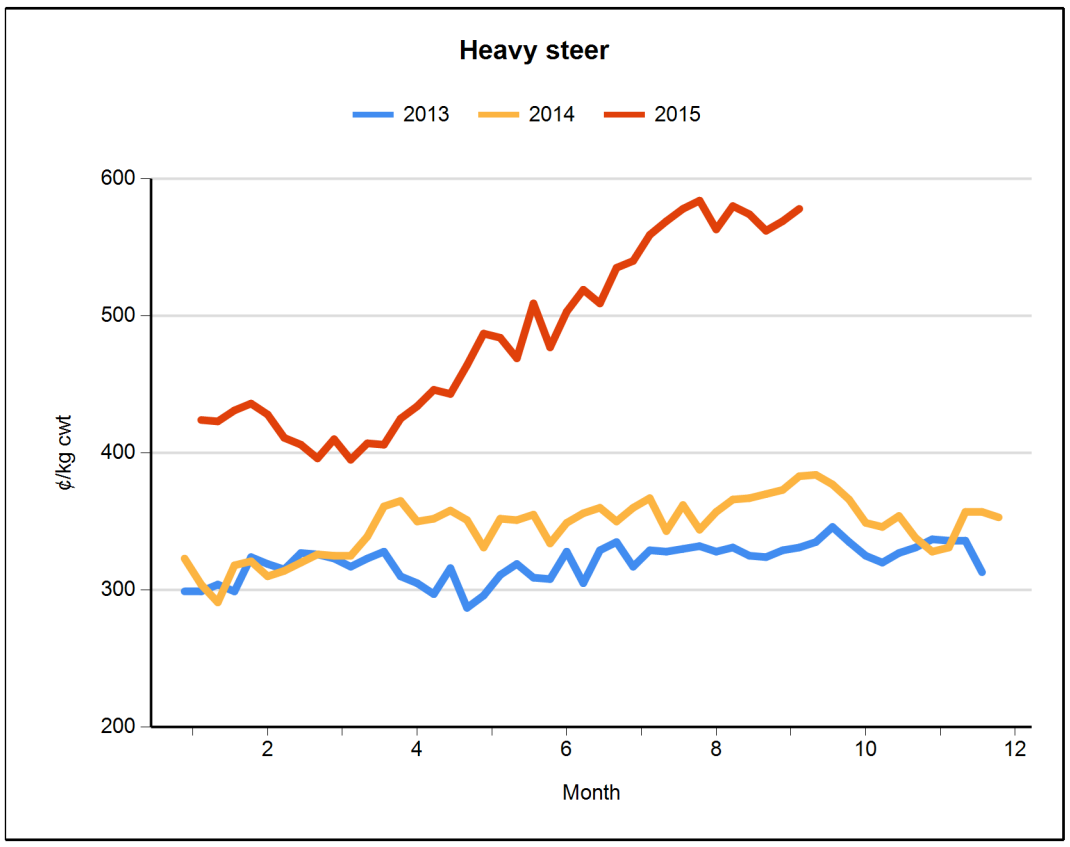

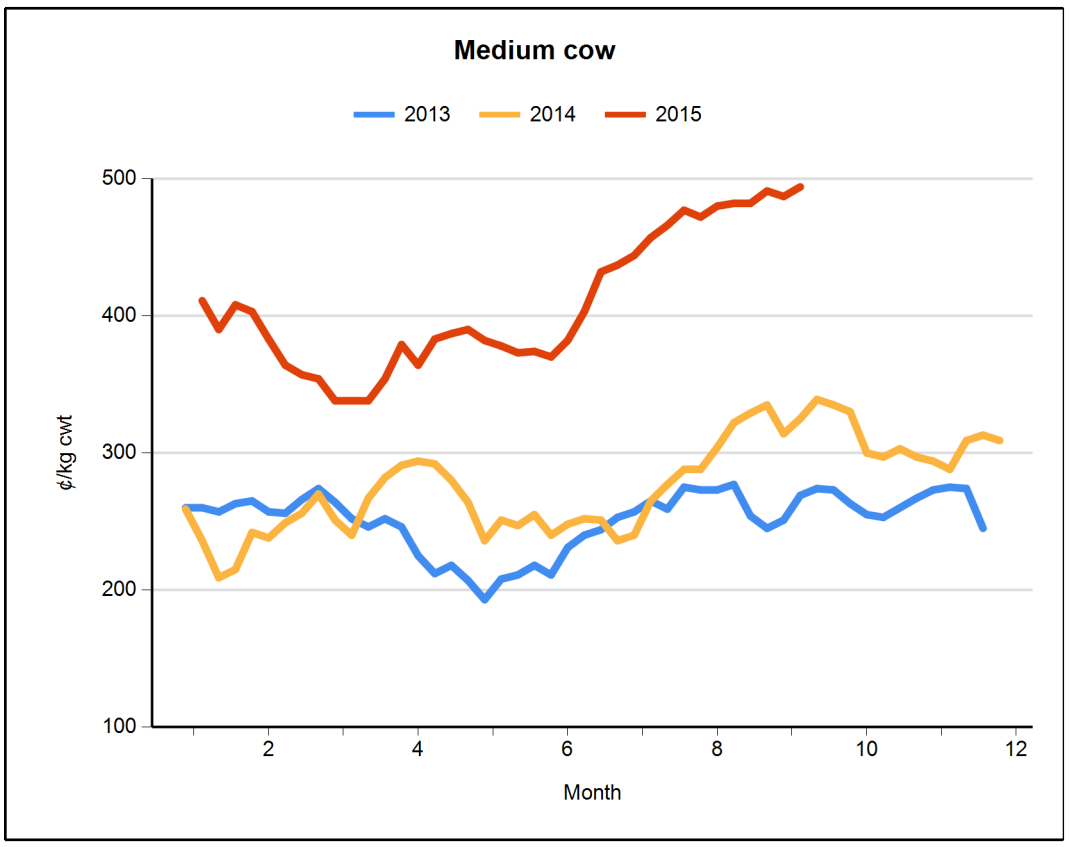

All use of MLA publications, reports and information is subject to MLA's Market Report and Information Terms of Use. Please read our terms of use carefully and ensure you are familiar with its content.

Meat & Livestock Weekly
Sheep and Lamb Indicators
Thursday, September 24, 2015

Eastern States Trade Lamb Indicator (¢/kg cwt)	24 Sep 2015	17 Sep 2015	25 Sep 2014
ESTLI	**519**	525	480

National saleyard sheep and lamb indicators (¢/kg cwt)		TW	LW	LY
Restocker/feeder lamb ($/head)	0-18kg	**88**	86	72
Merino lamb	16-22kg	**438**	456	409
Light lamb	12-18kg	**486**	496	458
Trade lamb	18-22kg	**516**	520	479
Heavy lamb	22+kg	**515**	513	470
Mutton	18-24kg	**327**	346	313

National OTH sheep and lamb indicators (¢/kg cwt)		TW	LW	LY
Medium trade lamb	18-20kg	**547**	567	486
Heavy trade lamb	20-22kg	**550**	569	486
Heavy lamb	22-24kg	**541**	566	486
Mutton	18-24kg	**323**	336	295

Category specifications

The following tables show the grades that are used for the Meat & Livestock Weekly Statistics.

TW – This week, LW – Last week, LY – Last year

Sheep and lamb indicator weights

Stock type	Weight	Fat score
Restocker/feeder lamb	0-18kg	1-2
Merino lamb	16-22kg	2-3
Light lamb*	12-18kg	2-3
Trade lamb#	18-22kg	2-4
Heavy lamb#	22kg +	2-4
Mutton	18-24kg	2-3

*1st & 2nd cross & Merino, #1st & 2nd cross

Sheep and lamb OTH indicator weights

Stock type	Weight	Fat score
Medium trade lamb	18-20kg	2-4
Heavy trade lamb	20-22kg	2-4
Heavy lamb	22kg+	2-4
Mutton	18-24kg	2-4

State saleyard sheep and lamb indicators (¢/kg cwt)		Victoria			NSW			SA			WA			Tasmania		
		TW	LW	LY	TW	LW	LY	TW	LW	LY	TW	LW	LY	TW	LW	LY
Restocker lamb ($/head)	0-18kg	**86**	87	78	**94**	90	70	**90**	77	63	**64**	70	62	**141**	nq	30
Merino lamb	16-22kg	**448**	448	440	**437**	457	406	**440**	458	415	**383**	435	420	**nq**	nq	nq
Light lamb	12-18kg	**507**	530	465	**483**	486	461	**470**	506	451	**451**	468	445	**nq**	nq	510
Trade lamb	18-22kg	**521**	532	484	**526**	521	480	**472**	498	473	**459**	492	433	**573**	580	530
Heavy lamb	22+kg	**517**	529	487	**523**	514	466	**473**	489	465	**458**	505	408	**573**	569	498
Mutton	18-24kg	**344**	369	320	**350**	355	327	**292**	301	270	**249**	290	274	**394**	428	309

Over-the-hooks sheep and lamb indicators (¢/kg cwt)		Victoria			NSW			SA			WA			Tasmania		
		TW	LW	LY	TW	LW	LY	TW	LW	LY	TW	LW	LY	TW	LW	LY
Medium trade lamb	18-20kg	**560**	594	498	**543**	558	492	**527**	548	485	**537**	543	467	**570**	590	490
Heavy trade lamb	20-22kg	**560**	594	498	**553**	568	492	**527**	548	485	**537**	543	467	**575**	590	490
Heavy lamb	22-24kg	**553**	602	497	**549**	568	491	**527**	548	485	**500**	520	465	**575**	590	490
Mutton	18-24kg	**348**	360	307	**319**	350	293	**320**	330	260	**277**	290	277	**350**	350	340

Live export price quotes (A$/head)		TW	LW	LY
Live wether	Muchea	**97**	93	74

All use of MLA publications, reports and information is subject to MLA's Market Report and Information Terms of Use. Please read our terms of use carefully and ensure you are familiar with its content.

Meat & Livestock Weekly
Sheep and Lamb Indicators
Thursday, September 24, 2015

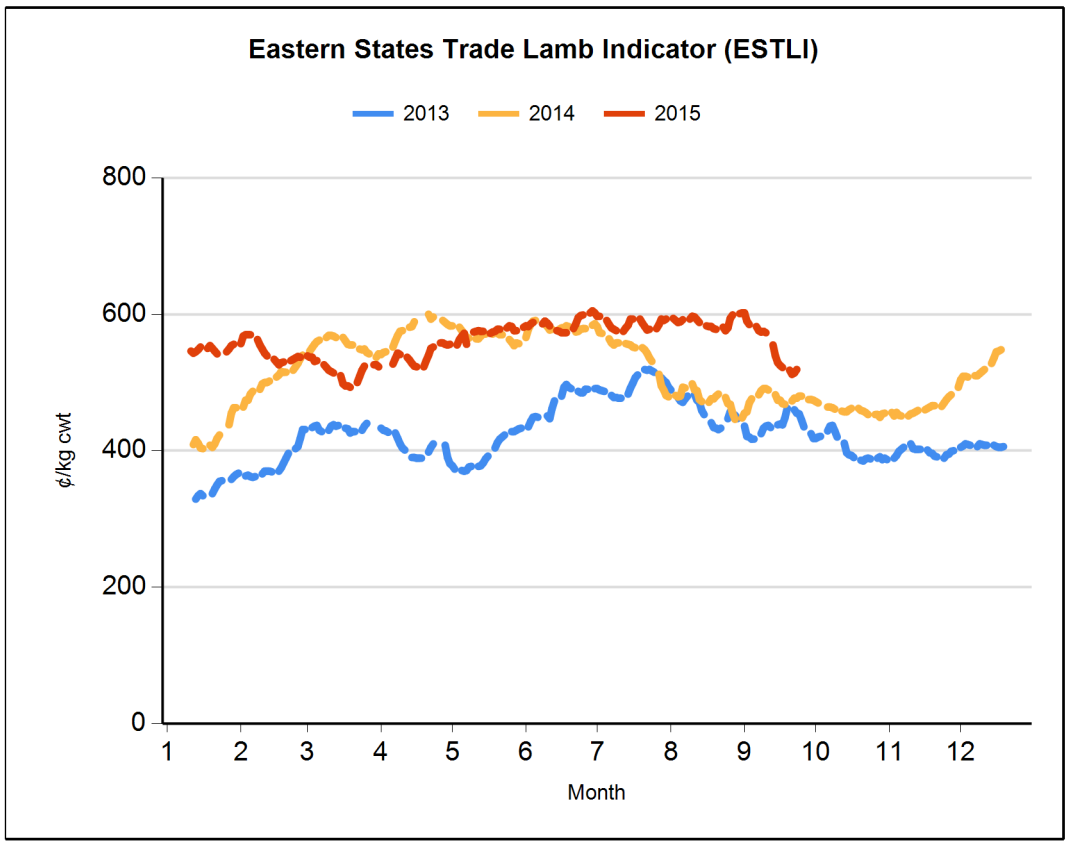

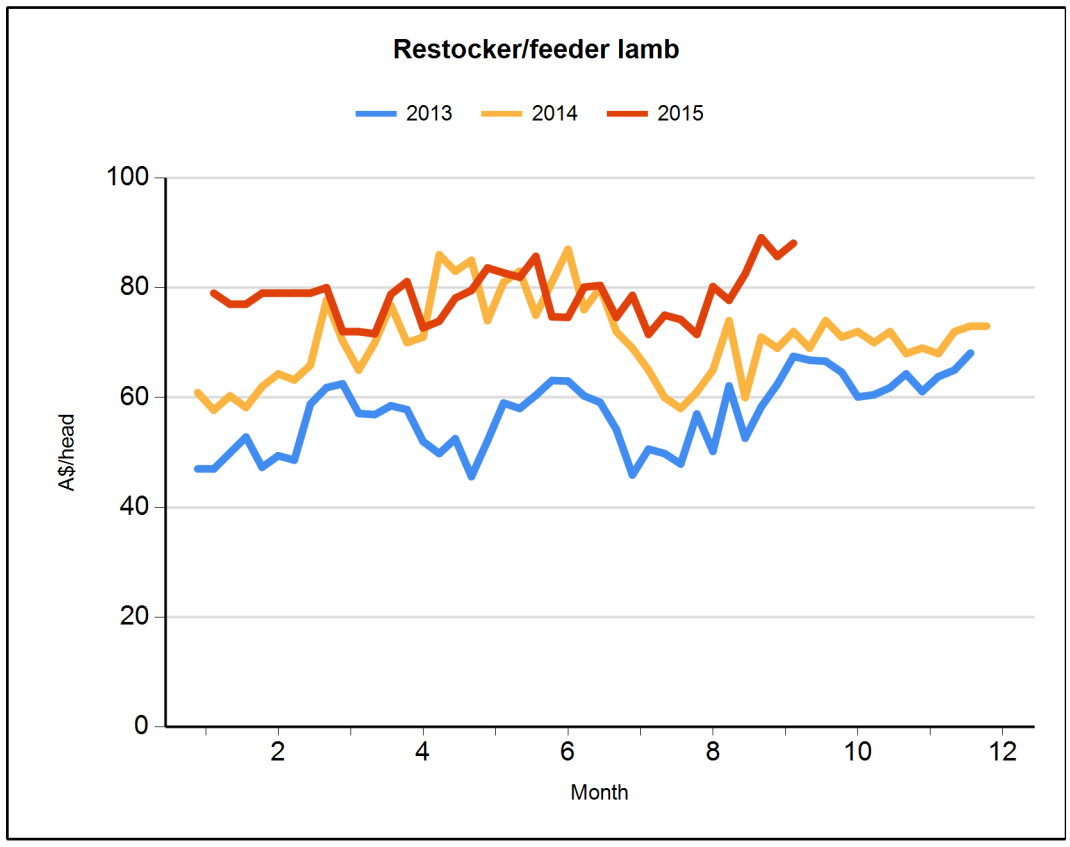

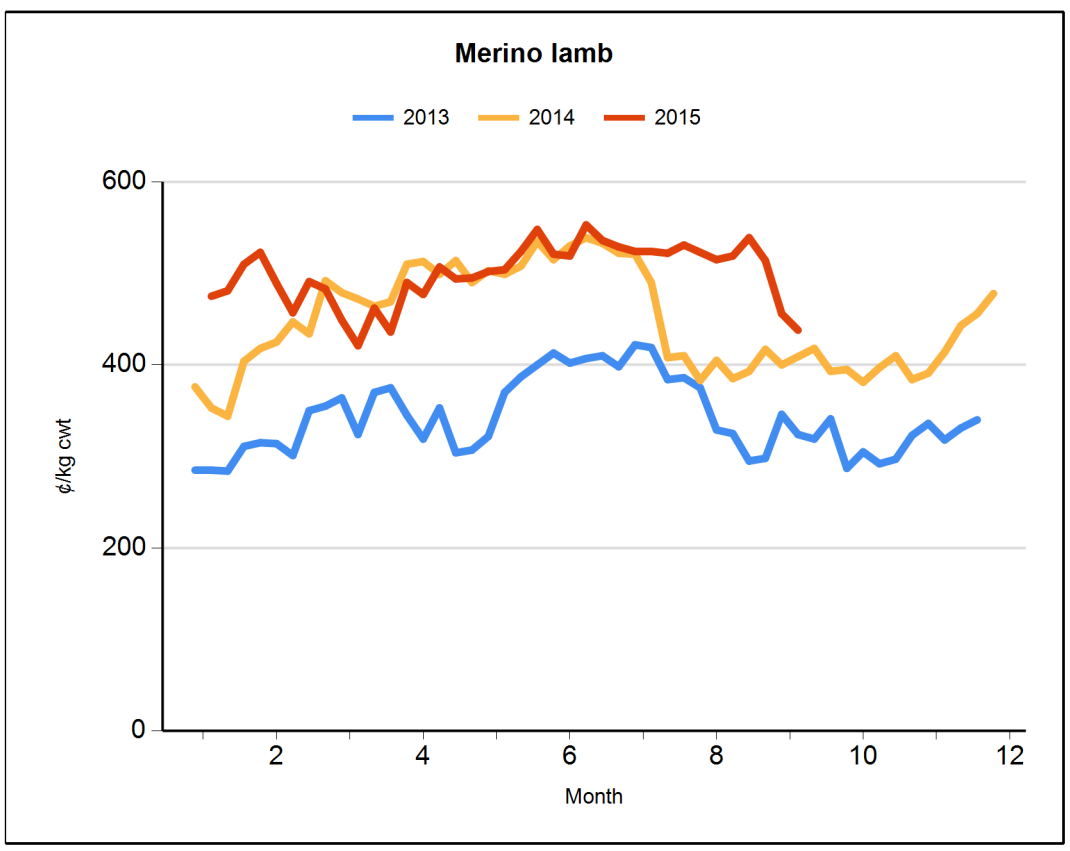

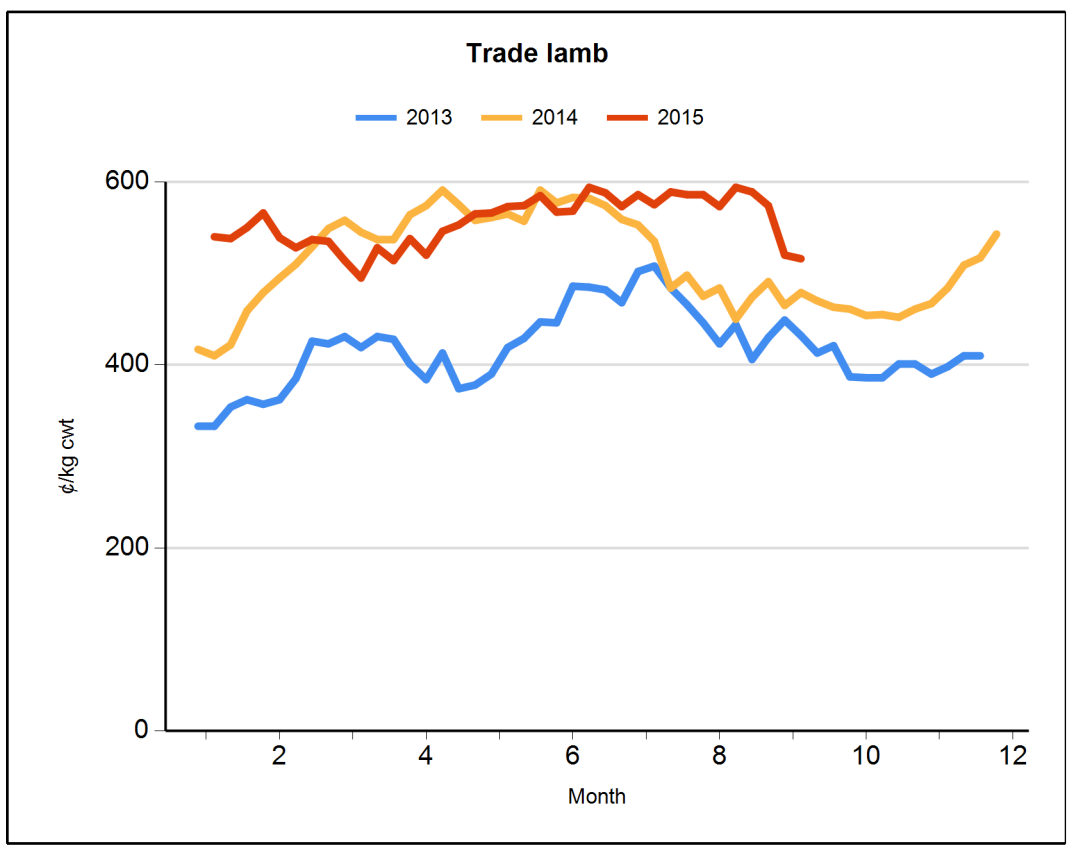

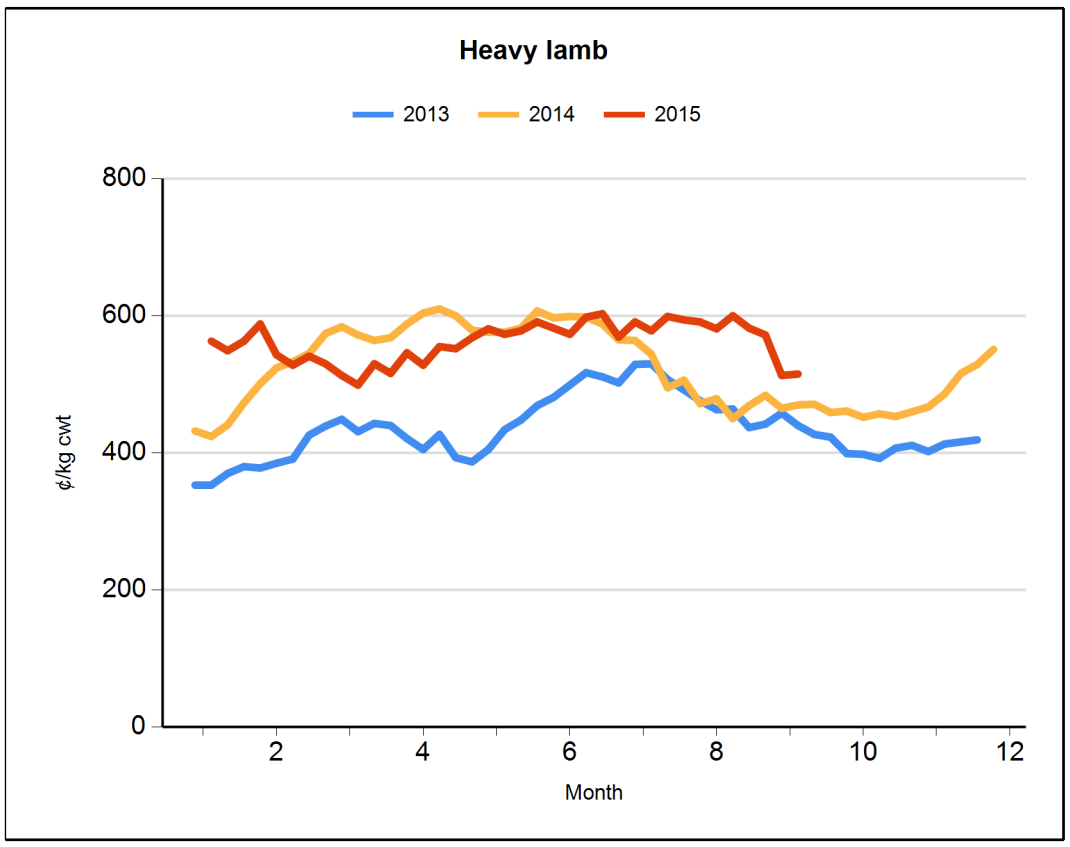

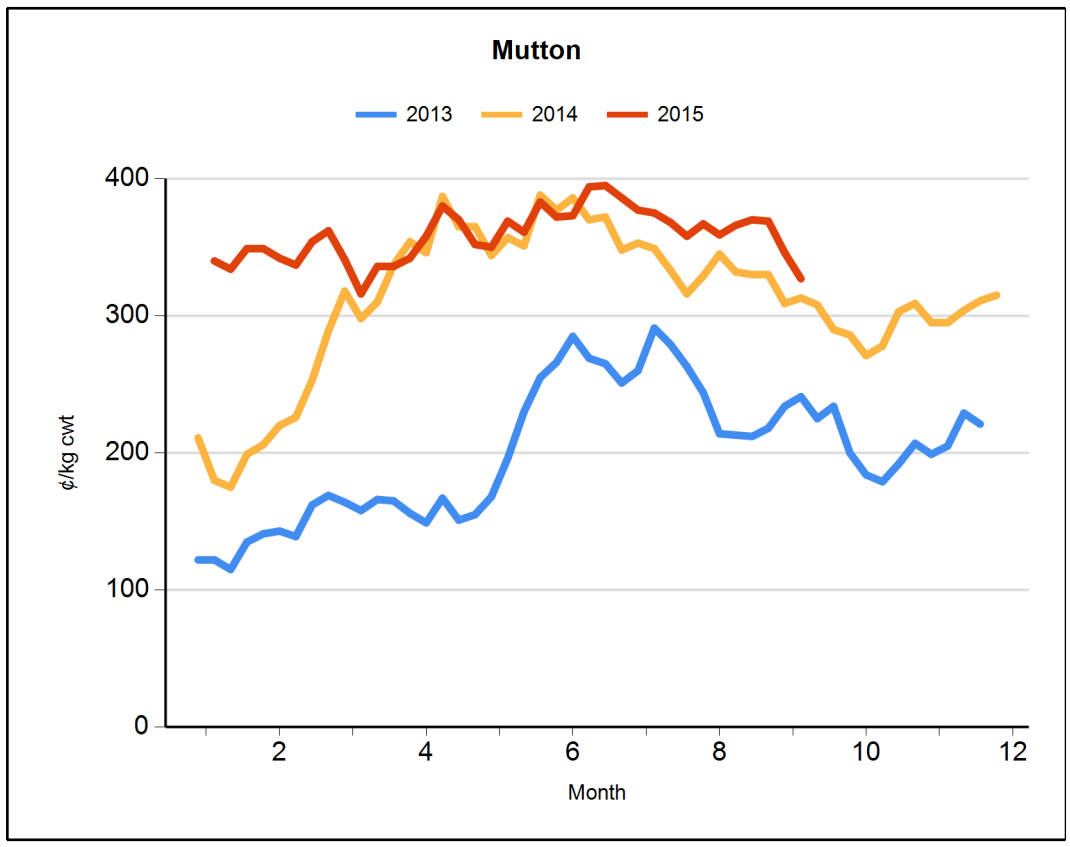

All use of MLA publications, reports and information is subject to MLA's Market Report and Information Terms of Use. Please read our terms of use carefully and ensure you are familiar with its content.

Meat & Livestock Weekly
Slaughter and yardings
Thursday, September 24, 2015

Cattle movements

Cattle slaughter	for w/e	18/09/2015	TW	LW	LY
Queensland		Cattle	**76,729**	82,999	85,403
		Calves	**330**	305	570
NSW		Cattle	**34,445**	34,609	41,269
		Calves	**2,036**	1,956	4,421
Victoria		Cattle	**24,481**	25,693	30,548
		Calves	**6,151**	6,494	7,502
SA		Cattle	**8,162**	9,049	8,808
		Calves	**39**	37	53
Tasmania		Cattle	**4,481**	4,644	4,640
		Calves	**4,596**	4,704	3,983

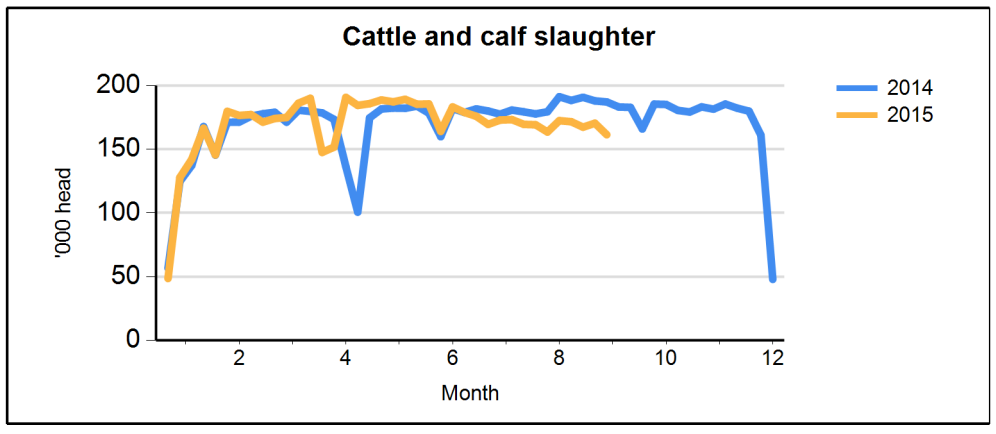

Cattle saleyard throughput	for w/e	24/09/2015	TW	LW	LY
Queensland		Cattle	**21,859**	20,284	11,496
NSW		Cattle	**23,211**	23,093	28,784
Victoria		Cattle	**10,182**	9,854	11,807
SA		Cattle	**4,696**	3,868	4,903
WA		Cattle	**3,713**	3,843	3,262
Tasmania		Cattle	**110**	95	120

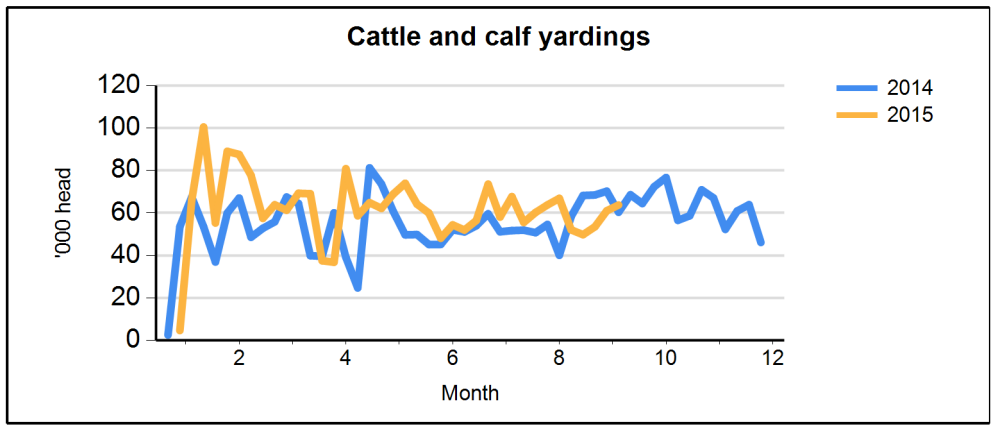

Sheep and lamb movements

Sheep and lamb slaughter	for w/e	18/09/2015	TW	LW	LY
Victoria		Lambs	**177,863**	166,627	169,838
		Sheep	**35,966**	37,007	71,799
NSW		Lambs	**93,260**	101,384	104,907
		Sheep	**34,733**	34,929	46,077
SA		Lambs	**74,885**	74,088	83,841
		Sheep	**27,192**	29,368	31,065
Queensland		Lambs	**6,999**	6,852	4,771
		Sheep	**6,673**	5,924	9,675
Tasmania		Lambs	**12,882**	12,448	14,384
		Sheep	**556**	401	1,312

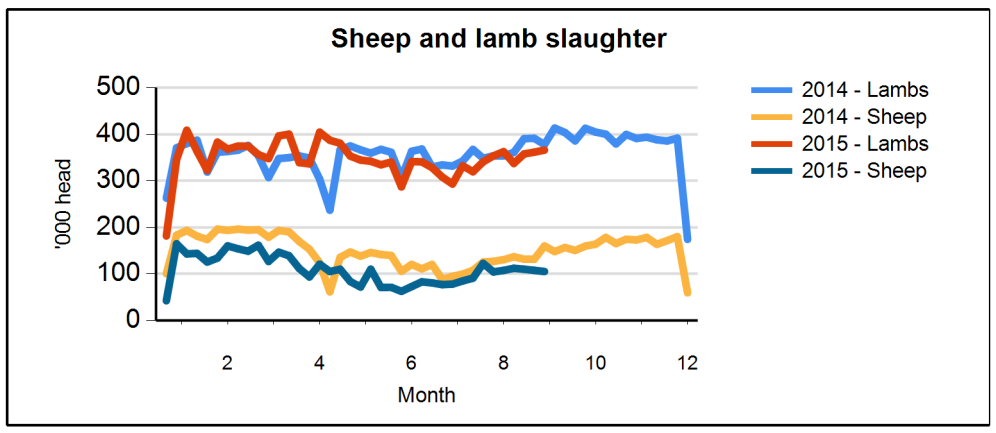

Sheep and lamb saleyard throughput	for w/e	24/09/2015	TW	LW	LY
Victoria		Lambs	**34,551**	34,163	42,279
		Sheep	**20,819**	25,341	22,442
NSW		Lambs	**91,131**	112,595	87,180
		Sheep	**35,245**	34,161	31,950
SA		Lambs	**21,418**	15,615	19,481
		Sheep	**4,243**	4,171	6,856
WA		Lambs	**10,485**	12,500	9,633
		Sheep	**14,845**	14,592	15,858
Tasmania		Lambs	**435**	330	460
		Sheep	**320**	130	180

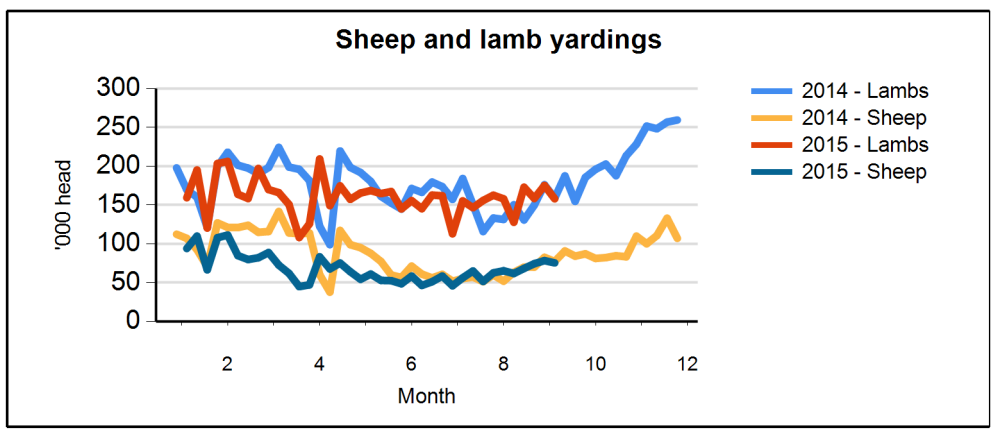

Goat movements

Goat slaughter	for w/e	18/09/2015	TW	LW	LY
Queensland		Goats	**19,948**	18,981	15,543
NSW		Goats	**4,324**	4,319	2,261
Victoria		Goats	**5,044**	10,464	11,813
SA		Goats	**9,570**	7,150	4,982
Tasmania		Goats	**nq**	1	nq

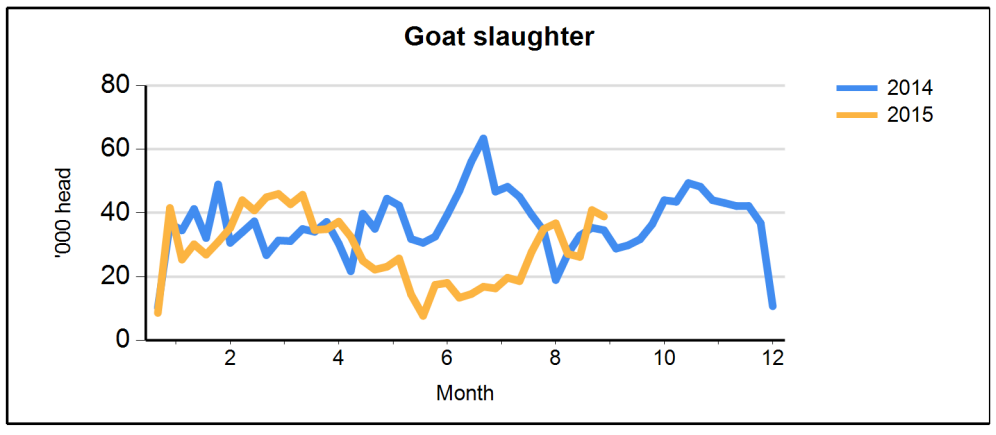

All use of MLA publications, reports and information is subject to MLA's Market Report and Information Terms of Use. Please read our terms of use carefully and ensure you are familiar with its content.

Meat & Livestock Weekly
General Statistics
Thursday, September 24, 2015

Over-the-hooks goat indicators (A¢/kg cwt)	TW	LF	LY
8.1-10kg	**478**	467	338
10.1-12kg	**479**	463	338
12.1-16kg	**479**	463	338
16.1-20kg	**479**	463	342
20.1kg+	**479**	463	338

Skin indicators - Lambs		TW	LW	LY
2" +	16.1 - 20kg	**563**	550	250
	20.1 - 24kg	**638**	600	513
	24.1kg +	**863**	850	613
1" - 2"	16.1 - 20kg	**575**	550	163
	20.1 - 24kg	**775**	750	375
	24.1kg +	**900**	875	475
0.5" - 1"	16.1 - 20kg	**250**	225	200
	20.1 - 24kg	**538**	400	213
	24.1kg +	**725**	700	250
New Season	16.1 - 20kg	**500**	500	400
	20.1 - 24kg	**775**	775	550
	24.1kg +	**950**	950	700
Skin indicators - Merino sheep (average 25 micron)				
1.5" - 2"	16.1 - 20kg	**900**	900	400
	20.1 - 24kg	**975**	975	588
	24.1kg +	**1125**	1125	675

Eastern Market Wool Indicator (A¢/kg)	TW	LW	LY
AWEX E.M.I	**1225**	1241	1022
Source: Australian Wool Exchange Ltd			

Fodder prices	Cereal			Lucerne			Straw			Pasture		
(A$/tonne)	TW	LW	LY	TW	LW	LY	TW	LW	LY	TW	LW	LY
Darling Downs	**365**	365	400	**475**	475	475	**180**	180	240	**290**	290	nq
Central West NSW	**265**	270	315	**370**	370	375	**140**	150	120	**nq**	nq	250
Goulburn Valley	**235**	235	170	**335**	335	300	**95**	95	100	**165**	165	160
South East SA	**250**	275	140	**325**	325	270	**120**	120	110	**210**	210	145
South West WA	**210**	210	170	**510**	510	525	**100**	100	100	**180**	180	nq
Source: Dairy Australia												

Tallow (A$/tonne, delivered in store)	TW	LW	LY
Prime - Melbourne	**nq**	nq	nq
Prime - Brisbane	**nq**	nq	nq
Bleachable fancy	**nq**	nq	nq
Source: Trade			

Grain prices - Darling Downs (A$/tonne)	TW	LW	LY
Barley	**260**	270	285
Sorghum	**265**	270	290
Wheat	**308**	306	310
Grain prices - Riverina (A$/tonne)			
Wheat	**269**	274	240
Barley	**240**	250	245
Source: Profarmer Australia			

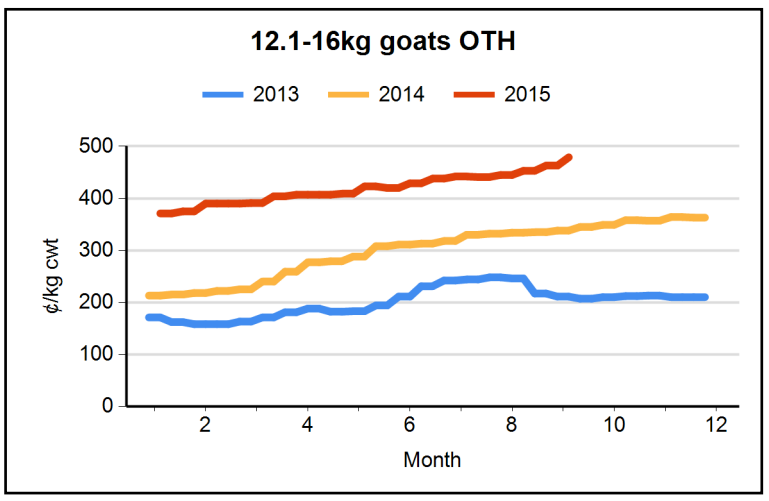

PLEASE NOTE
US imported beef prices are now reported only in CIF terms.
They are no longer converted to FAS terms.
Prices from LW in A¢/kg are revised to account for exchange rates from Friday-Sunday

US imported beef prices (CIF)		TW	LW	LY
Bull 95CL	US¢/lb	**255.0**	256.8	314.5
	A¢/kg	**791.6**	790.0	784.7
Cow 90CL	US¢/lb	**230.0**	231.5	297.5
	A¢/kg	**714.0**	712.3	742.3
CC/CF 85CL	US¢/lb	**200.5**	202.0	276.0
	A¢/kg	**622.4**	621.5	688.6
Shank 90CL	US¢/lb	**228.5**	230.5	282.5
	A¢/kg	**709.3**	709.2	704.8
Trim 85CL	US¢/lb	**200.0**	201.0	275.0
	A¢/kg	**620.8**	618.4	686.1
Trim 80CL	US¢/lb	**166.0**	169.5	252.5
	A¢/kg	**515.3**	521.5	630.0
Trim 75CL	US¢/lb	**nq**	146.0	232.5
	A¢/kg	**nq**	449.2	580.1
Trim 65CL	US¢/lb	**nq**	100.5	164.0
	A¢/kg	**nq**	309.2	409.2
Outside flats	US¢/lb	**267.5**	277.5	297.5
	A¢/kg	**830.4**	853.8	742.3
Knuckles	US¢/lb	**275.0**	282.5	310.0
	A¢/kg	**853.7**	869.2	773.5
Inside cap off	US¢/lb	**327.5**	330.0	332.5
	A¢/kg	**1016.6**	1015.3	829.6
Source: Steiner Consulting Group				

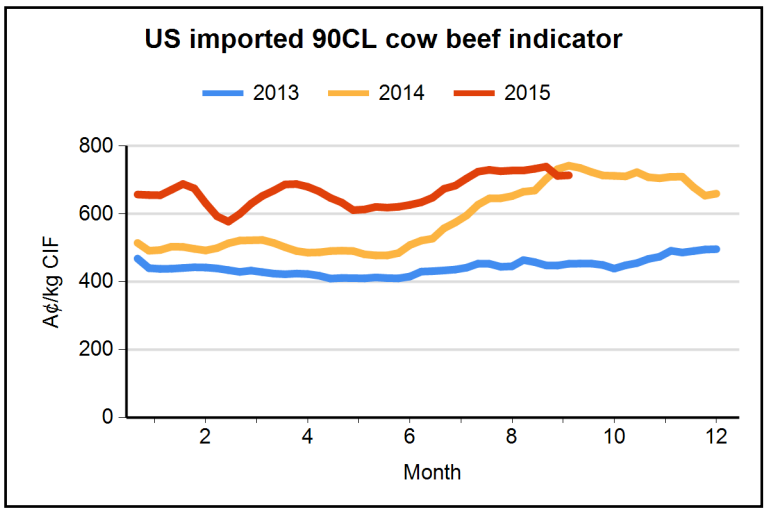

All use of MLA publications, reports and information is subject to MLA's Market Report and Information Terms of Use. Please read our terms of use carefully and ensure you are familiar with its content.