Meat & Livestock Weekly
Cattle Indicators
Thursday, July 16, 2015

Eastern Young Cattle Indicator	Unit	16 Jul 2015	9 Jul 2015	17 Jul 2014
EYCI	¢/kg cwt	**541.00**	535.00	333.5

National saleyard indicators	Live weight	Muscle/Fat	Unit	TW	LW	LY
Trade steer	330-400kg	C3	¢/kg lwt	**311**	307	195
			¢/kg cwt	**573**	566	359
Medium steer	400-500kg	C3	¢/kg lwt	**281**	269	175
			¢/kg cwt	**518**	495	327
Heavy steer	500-600kg	C4	¢/kg lwt	**296**	292	196
			¢/kg cwt	**540**	535	360
Medium cow	400-520kg	D3	¢/kg lwt	**218**	213	115
			¢/kg cwt	**444**	437	240
Feeder steer	330-400kg	C2	¢/kg lwt	**301**	302	188

Eastern states OTH indicators	Carcase weight	Muscle	Unit	TW	LW	LY
Trade steer	240-260kg	A-C	¢/kg cwt	**484**	480	329
Medium steer	260-280kg	A-C	¢/kg cwt	**482**	480	332
Heavy steer	300-400kg	A-C	¢/kg cwt	**489**	488	340
Medium cow	260-280kg	A-E	¢/kg cwt	**405**	403	272
MSA Trade steer	240-260kg	A-C	¢/kg cwt	**518**	516	377

Feeder cattle indicators - paddock sales					
for week of	9/07/2015		TW	LW	LY
Domestic		Unit			
Steers 280-350kg		¢/kg lwt	**284**	279	191
Heifers 280-350kg		¢/kg lwt	**269**	264	175
Export		Unit			
Shortfed 100-120 DOF		¢/kg lwt	**296**	295	188
Mediumfed 120-220 DOF		¢/kg lwt	**301**	299	206
Longfed 220+ DOF		¢/kg lwt	**323**	319	218

State saleyard indicators				Queensland			NSW			Victoria			SA			Tasmania		
Category	Live weight	Muscle/Fat	Unit	TW	LW	LY	TW	LW	LY	TW	LW	LY	TW	LW	LY	TW	LW	LY
Trade steer	330-400kg	C3	¢/kg lwt	**284**	262	178	**314**	313	196	**313**	305	207	**316**	304	196	**246**	nq	183
			¢/kg cwt	**517**	477	323	**583**	580	364	**576**	563	381	**576**	552	362	**458**	nq	344
Medium steer	400-500kg	C3	¢/kg lwt	**257**	253	147	**298**	280	178	**289**	289	176	**304**	308	nq	**nq**	nq	170
			¢/kg cwt	**466**	460	268	**557**	520	334	**539**	544	327	**552**	560	nq	**nq**	nq	315
Heavy steer	500-600kg	C4	¢/kg lwt	**267**	260	163	**314**	311	197	**311**	310	194	**nq**	nq	nq	**nq**	nq	nq
			¢/kg cwt	**482**	471	291	**576**	574	361	**576**	573	361	**nq**	nq	nq	**nq**	nq	nq
Medium cow	400-520kg	D3	¢/kg lwt	**211**	208	110	**230**	217	117	**233**	232	137	**213**	212	133	**203**	nq	134
			¢/kg cwt	**431**	423	225	**475**	458	249	**470**	473	286	**426**	425	266	**428**	nq	281
Feeder steer	330-400kg	C2	¢/kg lwt	**283**	285	166	**315**	312	192	**291**	280	180	**299**	285	178	**nq**	nq	nq

State over-the-hooks indicators				Queensland			NSW			Victoria			SA			Tasmania		
Category	Carcase weight	Muscle	Unit	TW	LW	LY	TW	LW	LY	TW	LW	LY	TW	LW	LY	TW	LW	LY
Trade steer	240-260kg	A-C	¢/kg cwt	**457**	450	311	**483**	476	347	**512**	512	351	**nq**	nq	305	**nq**	nq	nq
Medium steer	260-280kg	A-C	¢/kg cwt	**449**	436	299	**481**	478	327	**488**	496	333	**nq**	nq	330	**510**	510	370
Heavy steer	300-400kg	A-C	¢/kg cwt	**462**	449	313	**490**	487	336	**496**	504	341	**nq**	nq	340	**510**	510	370
Medium cow	260-280kg	A-E	¢/kg cwt	**407**	398	261	**405**	400	253	**413**	413	274	**421**	421	291	**380**	380	280
EU steer	300-340kg	A-C	¢/kg cwt	**543**	538	nq	**480**	480	375	**nq**	nq	nq	**nq**	nq	nq	**nq**	nq	nq
MSA Trade steer	240-260kg	A-C	¢/kg cwt	**498**	496	380	**531**	525	372	**nq**	nq	nq	**533**	533	370	**510**	510	385

WA saleyard indicators	Unit	TW	LW	LY
Pastoral cow	¢/kg lwt	**186**	174	141
Heavy cow	¢/kg lwt	**199**	205	163
Heavy yearling	¢/kg lwt	**296**	293	242
Feeder yearling	¢/kg lwt	**285**	290	205

WA over-the-hooks indicators	Unit	TW	LW	LY
Grassfed yearling	¢/kg cwt	**550**	550	nq
Grainfed yearling	¢/kg cwt	**540**	540	450
MSA yearling	¢/kg cwt	**540**	540	450
Medium cow	¢/kg cwt	**nq**	nq	218

Live Export Price Quotes	for week of	9/07/2015	Unit	TW	LW	LY
Light Steer	260 - 360 kg	Townsville	¢/kg lwt	**nq**	nq	155
	260 - 360 kg	Darwin	¢/kg lwt	**255**	255	185
	260 - 360 kg	Broome	¢/kg lwt	**260**	260	200
Light Heifer	260 - 360 kg	Townsville	¢/kg lwt	**nq**	nq	130
	260 - 360 kg	Darwin	¢/kg lwt	**230**	230	160
	260 - 360 kg	Broome	¢/kg lwt	**nq**	nq	180

TW – This week, LW – Last week, LY – Last year

Eastern Young Cattle Indicator (EYCI)

The Eastern Young Cattle Indicator, or EYCI, is a seven-day rolling average of 24 young cattle categories from 24 saleyards across Queensland, New South Wales and Victoria. It is expressed in cents per kilogram carcase (or dressed) weight (¢/kg cwt) and is rounded to the nearest ¼ cent.

The EYCI is designed to be applicable to a wide range of cattle and beef industry participants, and has sufficient diversity (both geographic and cattle type) to prevent manipulation by activity in the physical cattle market.

The young cattle market was chosen as the base for the EYCI as it is the largest, most transparent of the physical cattle markets and attracts the widest range of industry participants.

What is a seven-day rolling average?

At any point in time, a seven-day rolling average includes data from the past seven days. In the case of the EYCI, this refers to seven calendar days, or one week.

The EYCI includes vealer and yearling heifers and steers, grade score C2 or C3, with liveweight from 200kg (See table below). The EYCI currently includes cattle purchased for restocking, lot feeding and slaughter from the relevant prime sales.

Individual states were integrated into the EYCI at the commencement of NLRS reporting in that state:

NSW – August 1996
Victoria – May 1997
Queensland – October 1999

Cattle categories in the EYCI

Classification	Muscle/fat	liveweight (kg)
Vealer steers	C2 & C3	200.1-280 280.1-330 ≥330.1
Vealer heifers	C2 & C3	200.1-280 280.1-330 ≥330.1
Yearling steers	C2 & C3	200.1-330 330.1-400 ≥400.1
Yearling heifers	C2 & C3	200.1-330 330.1-400 ≥400.1

Category specifications

The following tables show the grades that are used for the Meat & Livestock Weekly Statistics.

Cattle indicator weights

Stock type	Weight	Muscle/fat
Trade steer	330-400kg	C3
Medium steer	400-500kg	C3
Heavy steer	500-600kg	C4
Medium cow	400-520kg	D3
Feeder steer*	330-400kg	C2

*Yearling steer, purchased by lotfeeders

Cattle OTH indicator weights

Stock type	Weight	Muscle/fat
EU steer	240-440kg	A-C 6-22mm
Trade steer	220-260kg	A-C 3-12mm
Medium steer	260-300kg	A-C 7-22mm
Heavy steer	300-420kg	A-C 7-22mm
Medium cow	240-280kg	A-E 3-22mm

All use of MLA publications, reports and information is subject to MLA's Market Report and Information Terms of Use. Please read our terms of use carefully and ensure you are familiar with its content.

Meat & Livestock Weekly
Cattle Indicators
Thursday, July 16, 2015

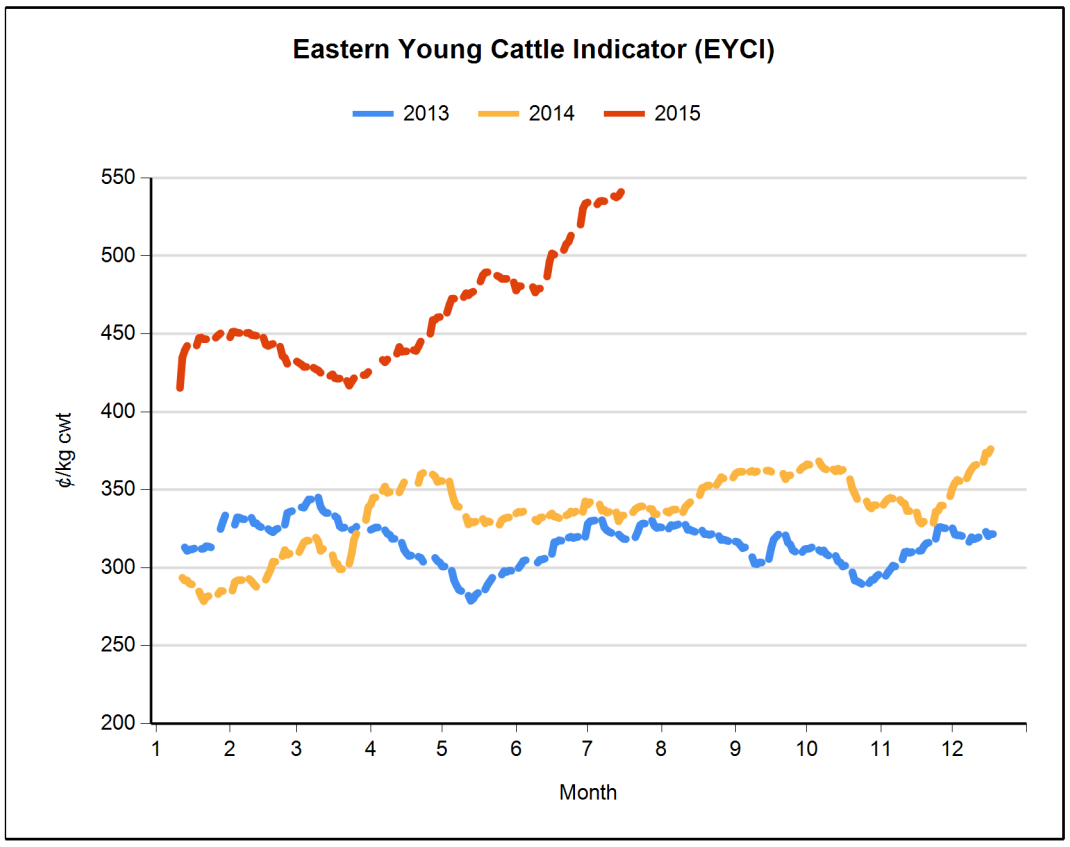

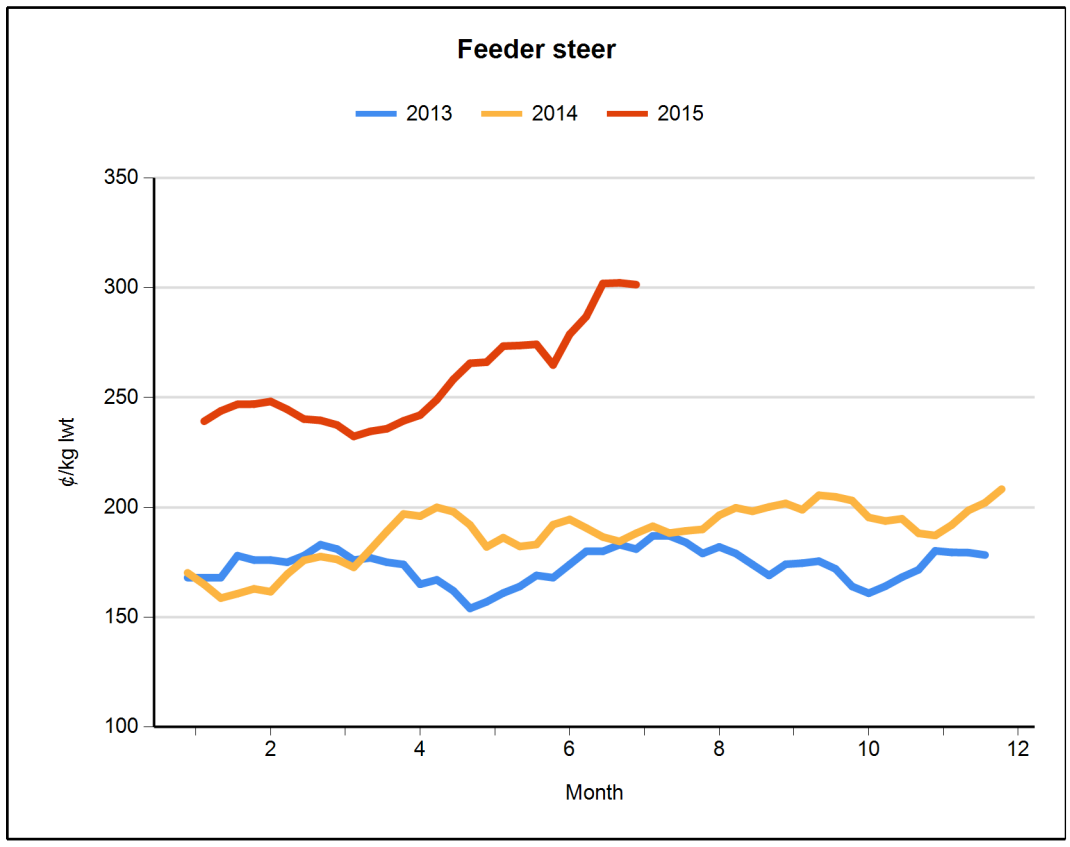

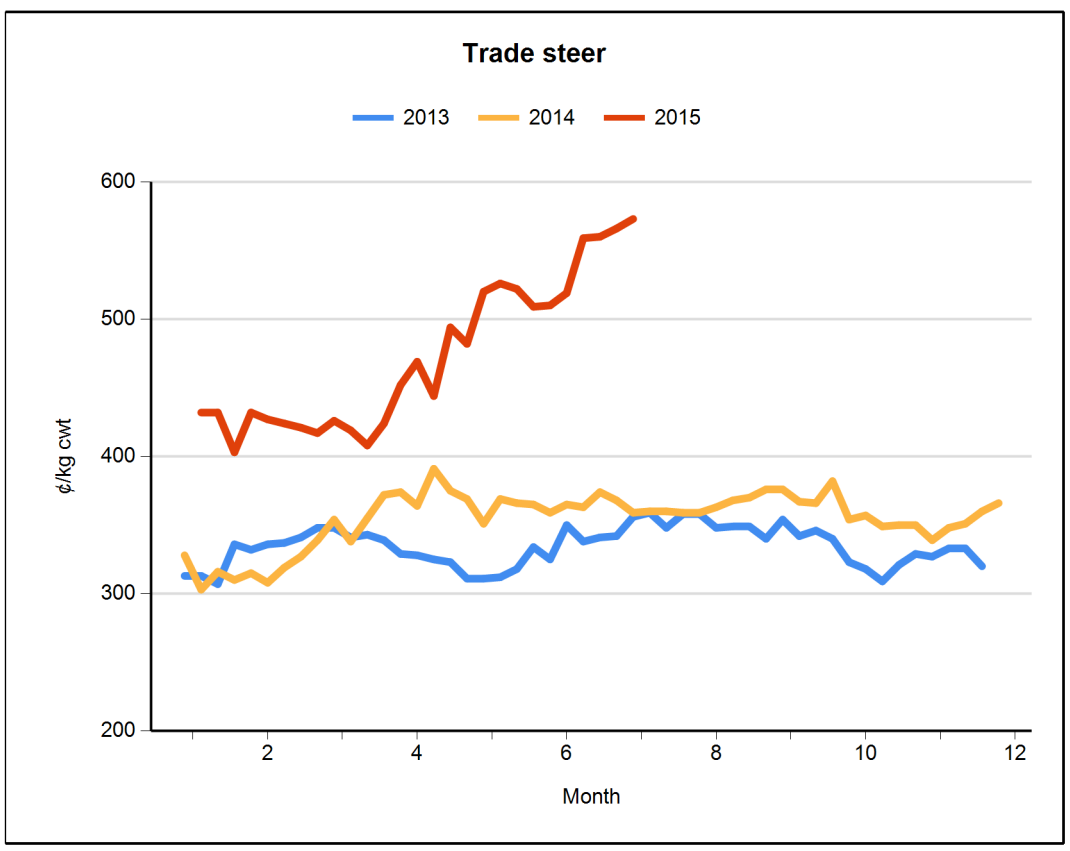

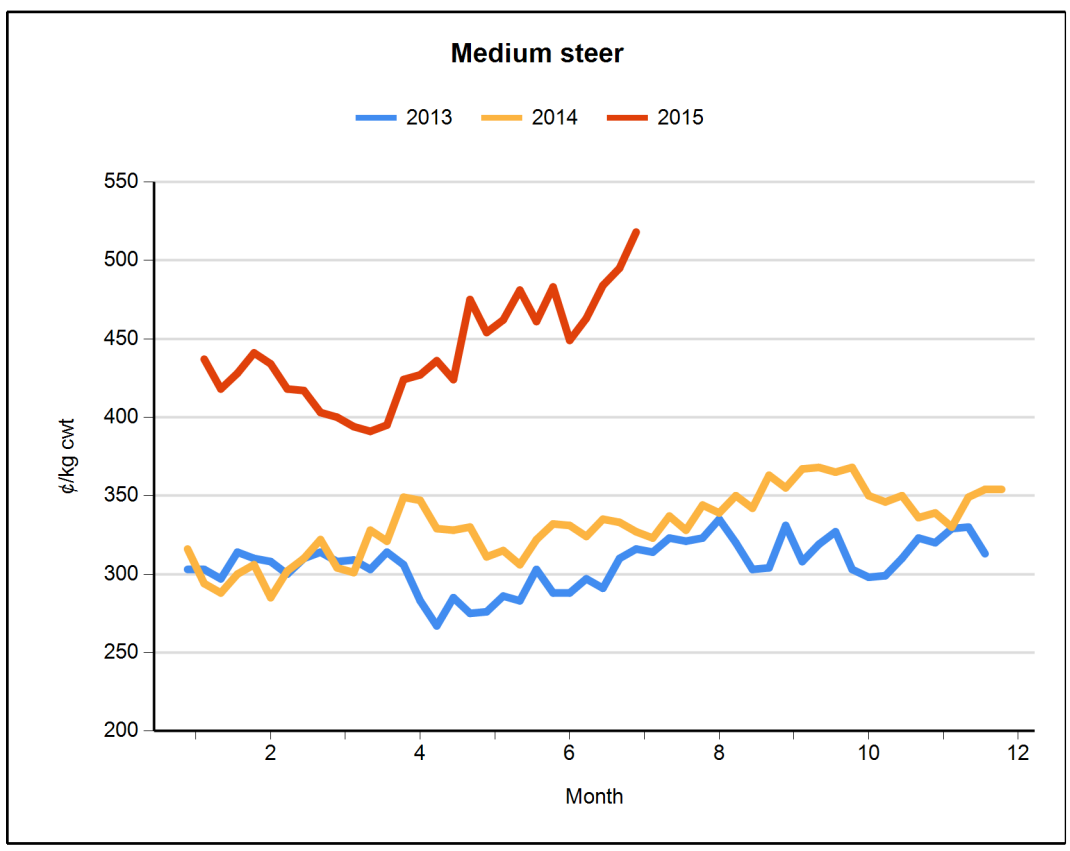

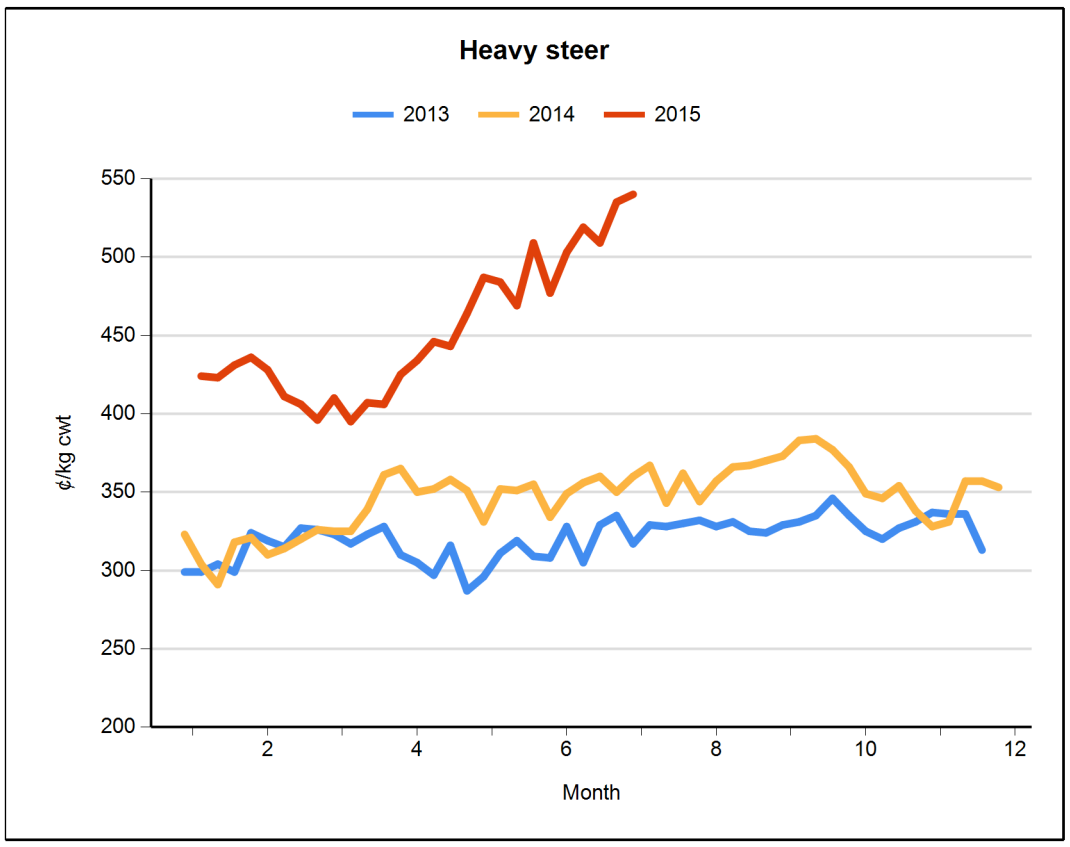

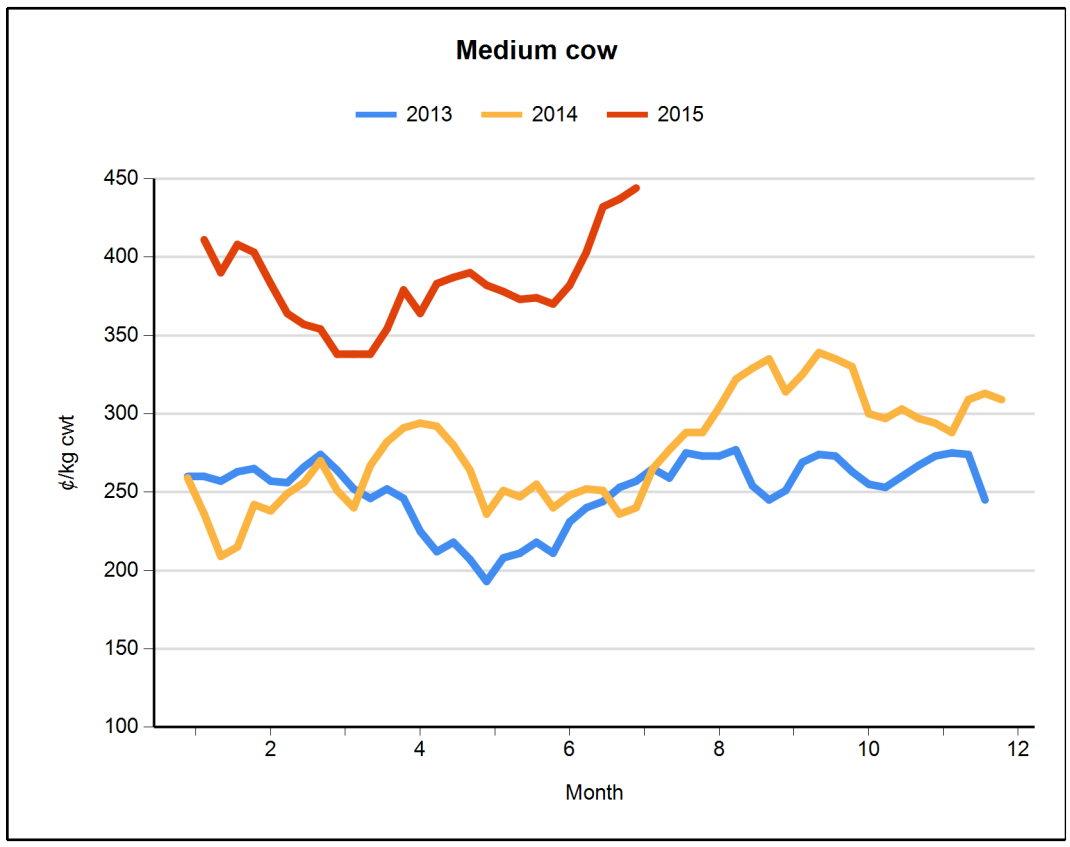

All use of MLA publications, reports and information is subject to MLA's Market Report and Information Terms of Use. Please read our terms of use carefully and ensure you are familiar with its content.

Meat & Livestock Weekly
Sheep and Lamb Indicators
Thursday, July 16, 2015

Eastern States Trade Lamb Indicator (¢/kg cwt)	16 Jul 2015	9 Jul 2015	17 Jul 2014
ESTLI	**593**	578	552

National saleyard sheep and lamb indicators (¢/kg cwt)		TW	LW	LY
Restocker/feeder lamb ($/head)	0-18kg	**79**	75	69
Merino lamb	16-22kg	**524**	529	521
Light lamb	12-18kg	**540**	539	511
Trade lamb	18-22kg	**586**	573	553
Heavy lamb	22+kg	**591**	569	564
Mutton	18-24kg	**377**	386	353

National OTH sheep and lamb indicators (¢/kg cwt)		TW	LW	LY
Medium trade lamb	18-20kg	**577**	577	579
Heavy trade lamb	20-22kg	**580**	580	580
Heavy lamb	22-24kg	**574**	574	578
Mutton	18-24kg	**344**	344	344

Category specifications

The following tables show the grades that are used for the Meat & Livestock Weekly Statistics.

TW – This week, LW – Last week, LY – Last year

Sheep and lamb indicator weights

Stock type	Weight	Fat score
Restocker/feeder lamb	0-18kg	1-2
Merino lamb	16-22kg	2-3
Light lamb*	12-18kg	2-3
Trade lamb#	18-22kg	2-4
Heavy lamb#	22kg +	2-4
Mutton	18-24kg	2-3

*1st & 2nd cross & Merino, #1st & 2nd cross

Sheep and lamb OTH indicator weights

Stock type	Weight	Fat score
Medium trade lamb	18-20kg	2-4
Heavy trade lamb	20-22kg	2-4
Heavy lamb	22kg+	2-4
Mutton	18-24kg	2-4

State saleyard sheep and lamb indicators (¢/kg cwt)		Victoria			NSW			SA			WA			Tasmania		
		TW	LW	LY	TW	LW	LY	TW	LW	LY	TW	LW	LY	TW	LW	LY
Restocker lamb ($/head)	0-18kg	**74**	63	75	**87**	79	80	**44**	76	71	**70**	66	64	**88**	89	95
Merino lamb	16-22kg	**522**	526	496	**541**	544	520	**495**	481	475	**425**	479	581	**nq**	nq	nq
Light lamb	12-18kg	**557**	554	519	**553**	546	506	**503**	502	484	**450**	486	556	**568**	602	561
Trade lamb	18-22kg	**578**	593	558	**601**	574	549	**534**	533	532	**455**	497	616	**599**	601	566
Heavy lamb	22+kg	**609**	601	572	**594**	565	561	**546**	545	556	**447**	482	619	**588**	592	554
Mutton	18-24kg	**376**	396	365	**402**	394	360	**314**	323	365	**311**	337	307	**394**	363	368

Over-the-hooks sheep and lamb indicators (¢/kg cwt)		Victoria			NSW			SA			WA			Tasmania		
		TW	LW	LY	TW	LW	LY	TW	LW	LY	TW	LW	LY	TW	LW	LY
Medium trade lamb	18-20kg	**608**	608	596	**558**	558	561	**583**	583	580	**587**	587	593	**550**	550	565
Heavy trade lamb	20-22kg	**608**	608	596	**573**	573	564	**583**	583	580	**587**	587	593	**550**	550	565
Heavy lamb	22-24kg	**610**	610	596	**569**	569	566	**583**	583	580	**560**	560	583	**550**	550	565
Mutton	18-24kg	**360**	360	343	**381**	381	356	**345**	345	335	**285**	285	303	**350**	350	385

Live export price quotes (A$/head)		TW	LW	LY
Live wether	Muchea	**94**	88	nq

All use of MLA publications, reports and information is subject to MLA's Market Report and Information Terms of Use. Please read our terms of use carefully and ensure you are familiar with its content.

Meat & Livestock Weekly
Sheep and Lamb Indicators
Thursday, July 16, 2015

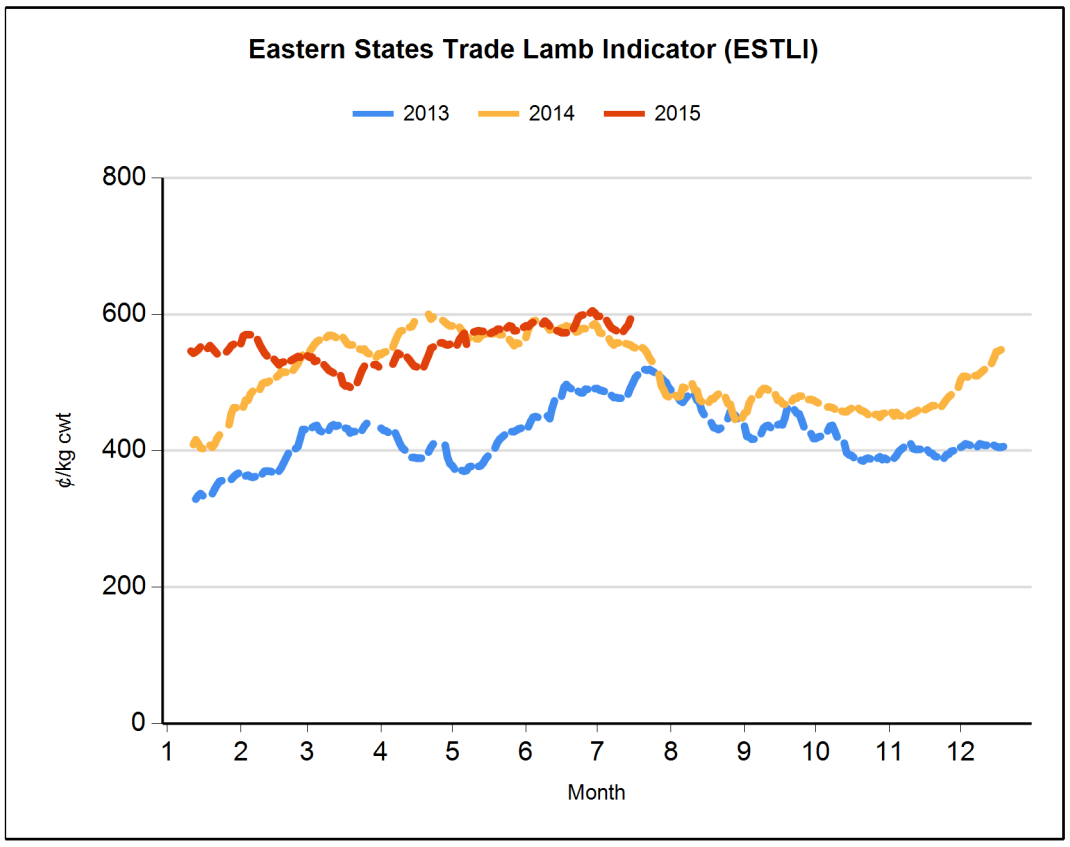

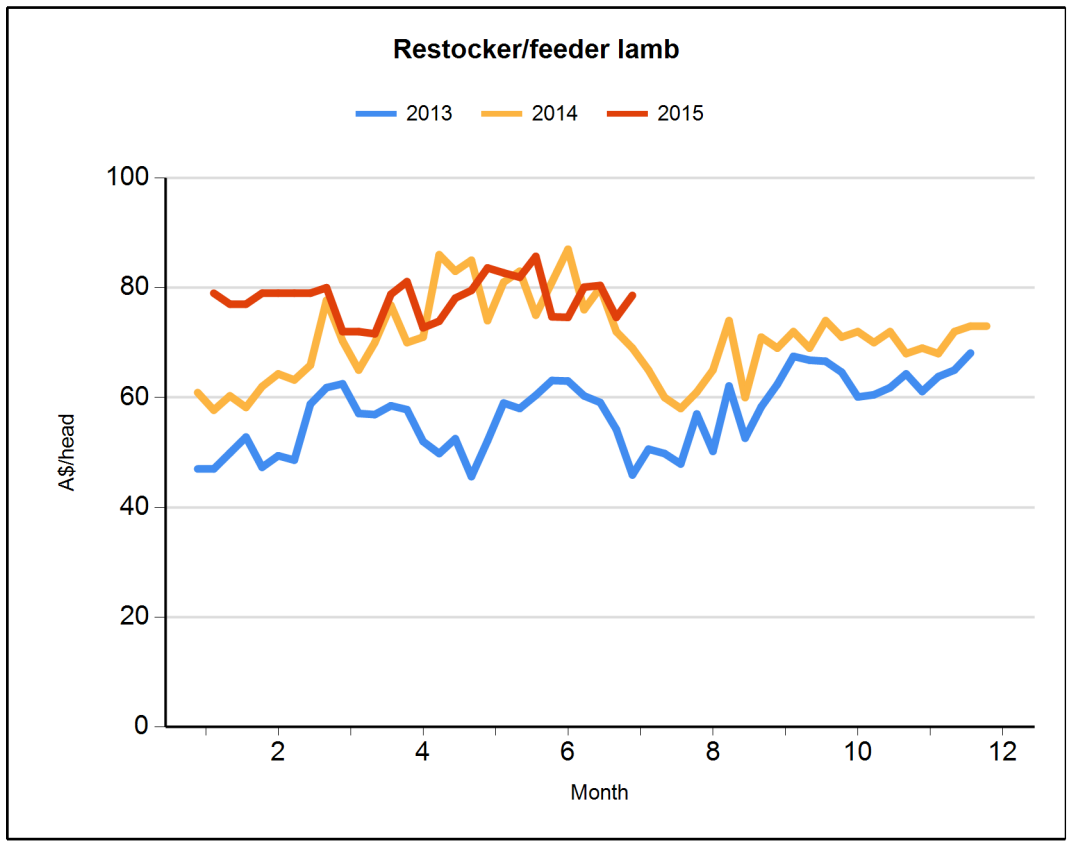

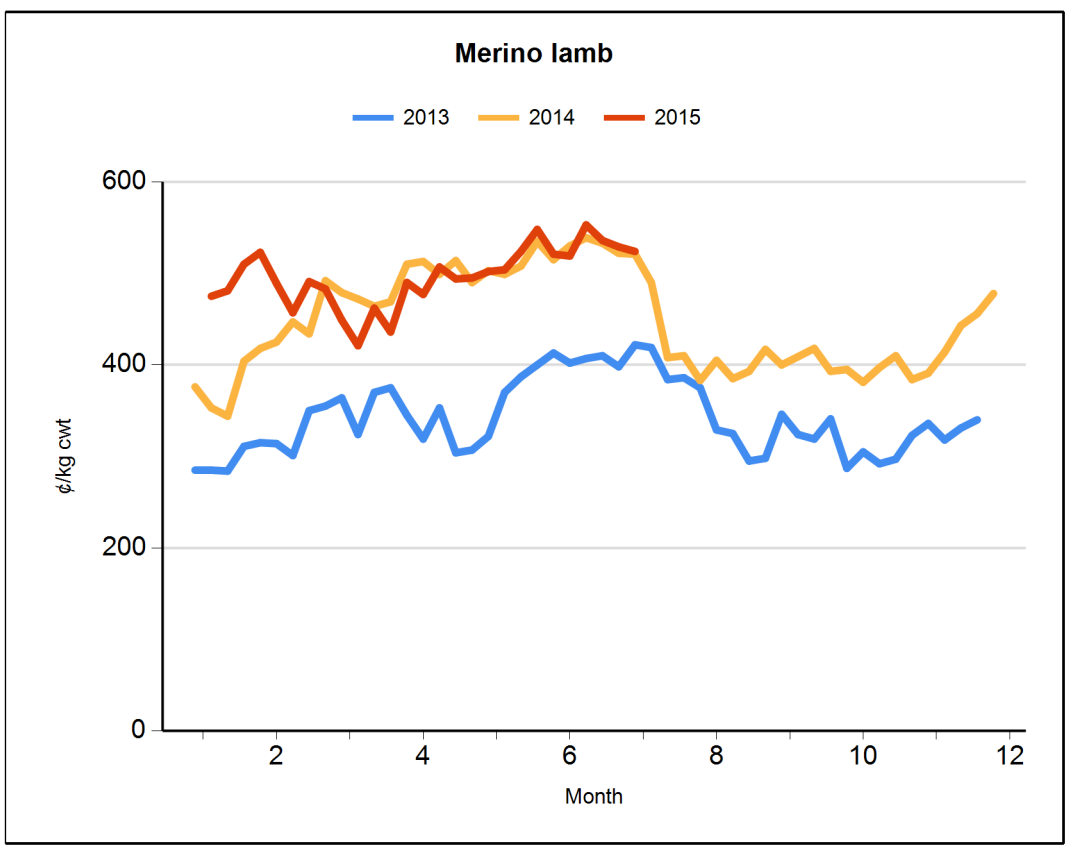

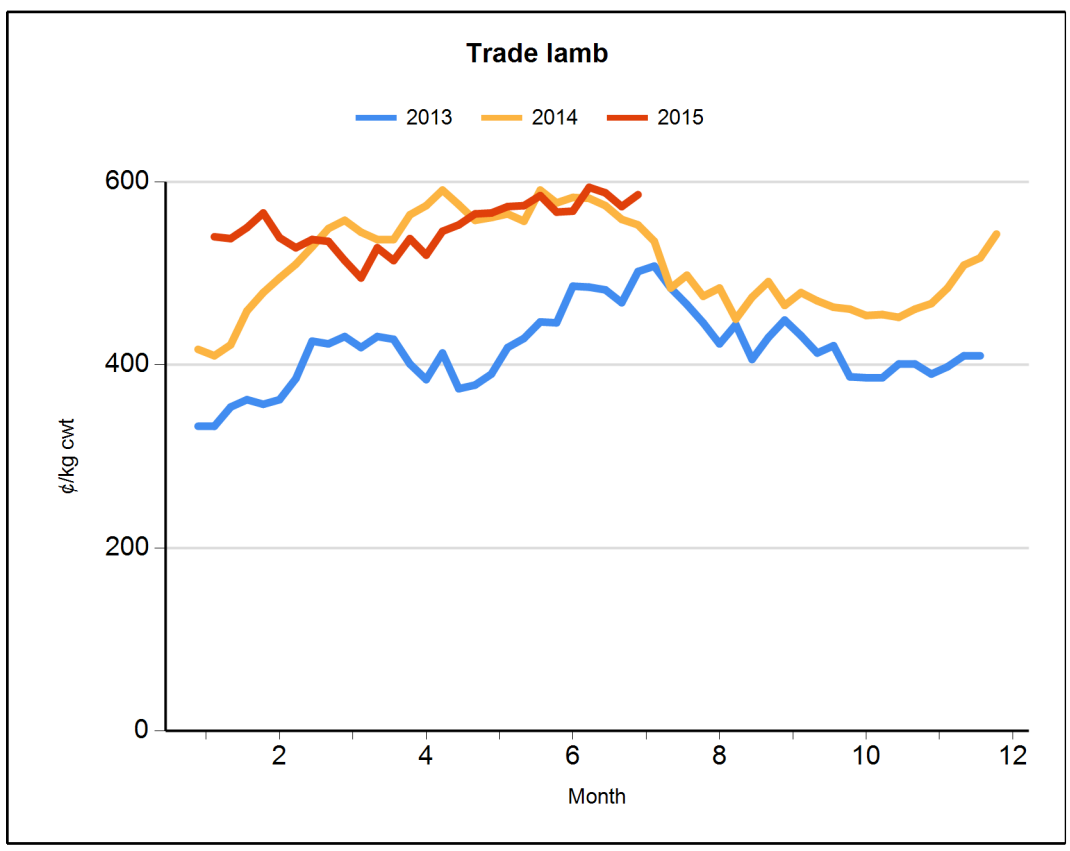

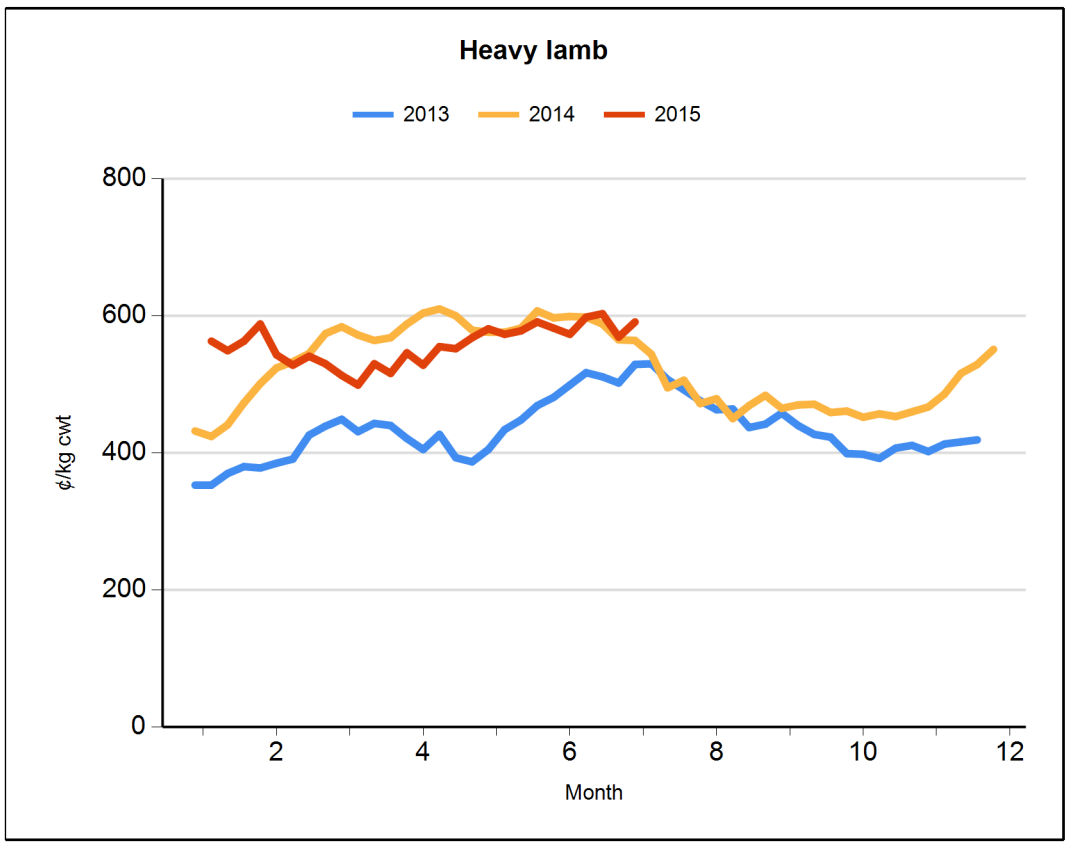

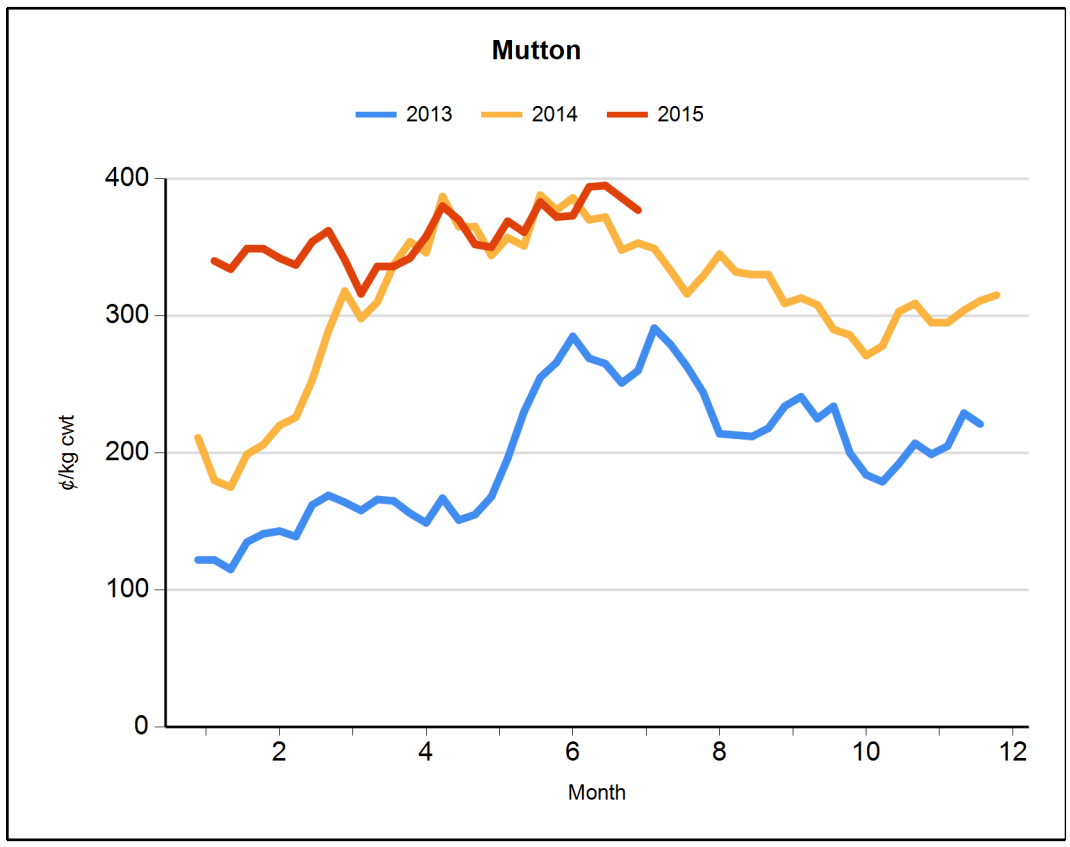

All use of MLA publications, reports and information is subject to MLA's Market Report and Information Terms of Use. Please read our terms of use carefully and ensure you are familiar with its content.

Meat & Livestock Weekly
Slaughter and yardings
Thursday, July 16, 2015

Cattle movements

Cattle slaughter	for w/e	10/07/2015	TW	LW	LY
Queensland		Cattle	**88,645**	87,960	85,804
		Calves	**359**	425	557
NSW		Cattle	**35,904**	40,511	40,187
		Calves	**94**	3,620	4,071
Victoria		Cattle	**26,177**	23,989	30,849
		Calves	**5,349**	5,528	5,389
SA		Cattle	**7,986**	8,868	8,211
		Calves	**39**	47	42
Tasmania		Cattle	**4,961**	4,876	4,896
		Calves	**54**	92	73

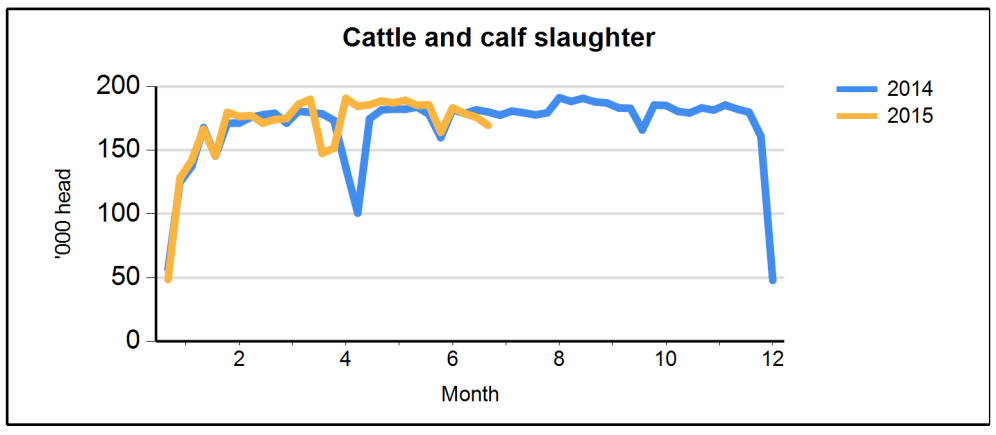

Cattle saleyard throughput	for w/e	16/07/2015	TW	LW	LY
Queensland		Cattle	**22,907**	25,017	15,624
NSW		Cattle	**19,293**	28,080	22,088
Victoria		Cattle	**10,951**	12,627	9,915
SA		Cattle	**2,310**	4,648	1,898
WA		Cattle	**2,471**	2,995	1,499
Tasmania		Cattle	**166**	207	118

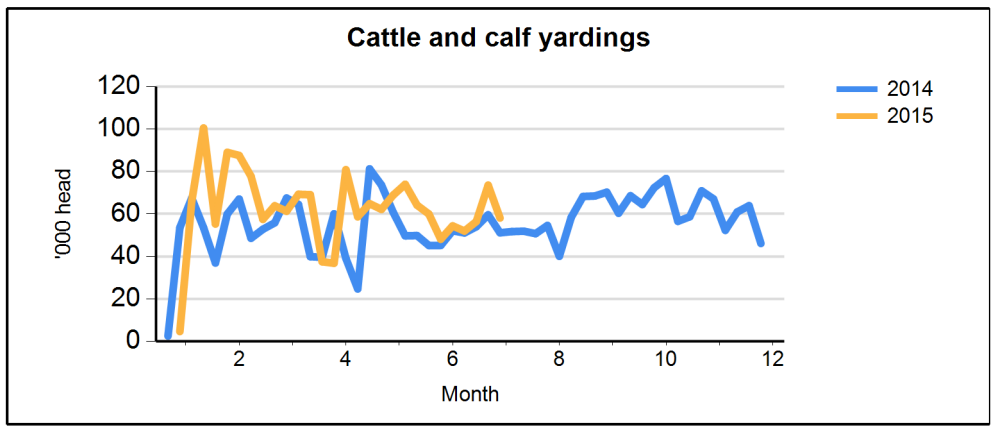

Sheep and lamb movements

Sheep and lamb slaughter	for w/e	10/07/2015	TW	LW	LY
Victoria		Lambs	**178,258**	166,222	194,538
		Sheep	**32,275**	25,251	38,247
NSW		Lambs	**93,392**	94,569	100,945
		Sheep	**29,215**	28,645	32,511
SA		Lambs	**16,536**	49,778	16,624
		Sheep	**5,195**	13,996	3,023
Queensland		Lambs	**5,828**	4,326	6,248
		Sheep	**8,076**	9,915	11,032
Tasmania		Lambs	**13,889**	13,379	15,542
		Sheep	**2,278**	2,892	3,200

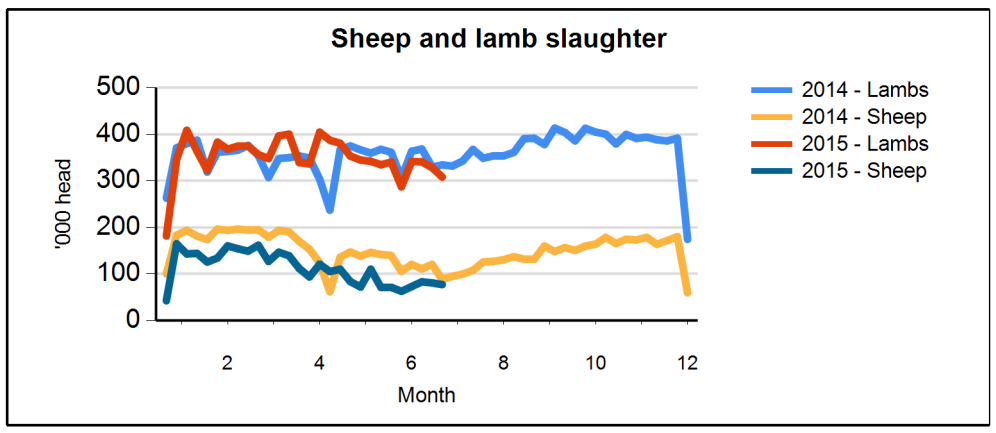

Sheep and lamb saleyard throughput	for w/e	16/07/2015	TW	LW	LY
Victoria		Lambs	**19,951**	29,811	25,709
		Sheep	**15,229**	16,752	9,187
NSW		Lambs	**73,728**	107,186	108,656
		Sheep	**22,038**	31,916	30,291
SA		Lambs	**7,500**	13,792	9,361
		Sheep	**1,500**	3,323	3,347
WA		Lambs	**11,018**	9,590	12,640
		Sheep	**6,609**	6,100	8,426
Tasmania		Lambs	**870**	1,550	1,000
		Sheep	**600**	400	700

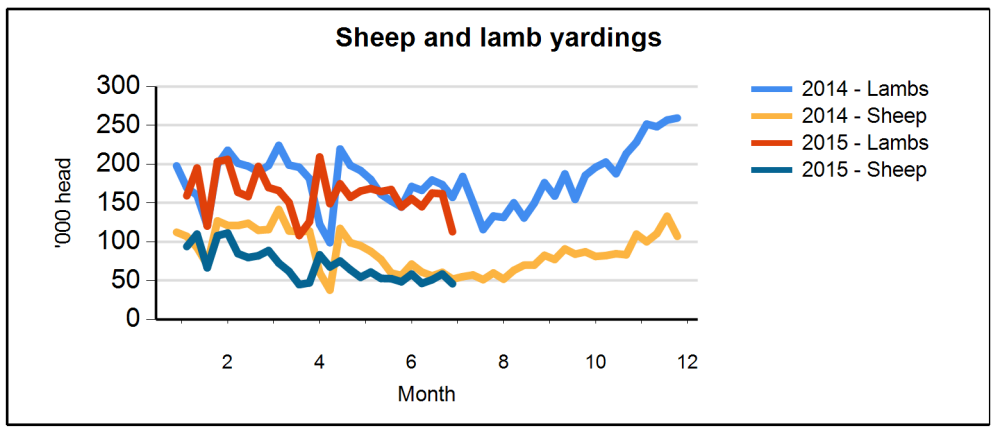

Goat movements

Goat slaughter	for w/e	10/07/2015	TW	LW	LY
Queensland		Goats	**7,959**	7,162	14,044
NSW		Goats	**2,028**	2,009	2,359
Victoria		Goats	**4,984**	2,026	25,304
SA		Goats	**1,864**	3,351	21,699
Tasmania		Goats	**nq**	nq	nq

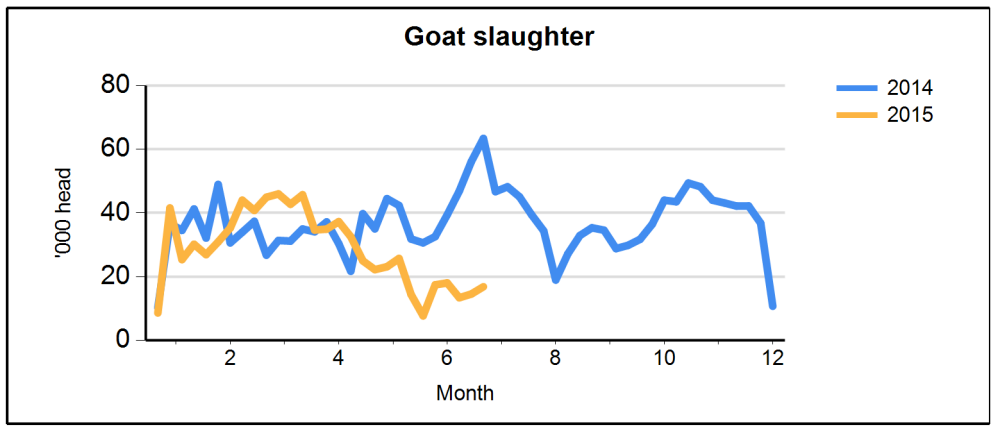

All use of MLA publications, reports and information is subject to MLA's Market Report and Information Terms of Use. Please read our terms of use carefully and ensure you are familiar with its content.

Meat & Livestock Weekly
General Statistics
Thursday, July 16, 2015

Over-the-hooks goat indicators (A¢/kg cwt)	TW	LF	LY
8.1-10kg	**440**	438	318
10.1-12kg	**442**	438	318
12.1-16kg	**442**	438	318
16.1-20kg	**442**	438	318
20.1kg+	**442**	438	318

Skin indicators - Lambs		TW	LW	LY
2" +	16.1 - 20kg	**400**	400	250
	20.1 - 24kg	**688**	688	413
	24.1kg +	**838**	838	550
1" - 2"	16.1 - 20kg	**388**	388	213
	20.1 - 24kg	**550**	550	350
	24.1kg +	**700**	700	425
0.5" - 1"	16.1 - 20kg	**100**	100	250
	20.1 - 24kg	**338**	338	263
	24.1kg +	**413**	413	300
New Season	16.1 - 20kg	**250**	250	400
	20.1 - 24kg	**500**	500	500
	24.1kg +	**625**	625	600
Skin indicators - Merino sheep (average 25 micron)				
1.5" - 2"	16.1 - 20kg	**700**	700	400
	20.1 - 24kg	**1050**	1050	575
	24.1kg +	**1150**	1150	675

Eastern Market Wool Indicator (A¢/kg)	TW	LW	LY
AWEX E.M.I	**nq**	1220	nq
Source: Australian Wool Exchange Ltd			

Fodder prices	Cereal			Lucerne			Straw			Pasture		
(A$/tonne)	TW	LW	LY	TW	LW	LY	TW	LW	LY	TW	LW	LY
Darling Downs	**365**	365	nq	**475**	475	nq	**180**	180	nq	**290**	290	nq
Central West NSW	**270**	260	nq	**370**	370	nq	**150**	nq	nq	**nq**	nq	nq
Goulburn Valley	**225**	225	nq	**330**	330	nq	**100**	100	nq	**165**	165	nq
South East SA	**250**	250	nq	**325**	325	nq	**120**	120	nq	**200**	200	nq
South West WA	**210**	210	nq	**510**	510	nq	**100**	100	nq	**180**	180	nq
Source: Dairy Australia												

Tallow (A$/tonne, delivered in store)	TW	LW	LY
Prime - Melbourne	**nq**	nq	nq
Prime - Brisbane	**nq**	nq	nq
Bleachable fancy	**nq**	nq	nq
Source: Trade			

Grain prices - Darling Downs (A$/tonne)	TW	LW	LY
Wheat	**355**	352	325
Barley	**338**	338	313
Sorghum	**317**	322	282
Grain prices - Riverina (A$/tonne)			
Wheat	**315**	313	247
Barley	**289**	287	235
Source: Profarmer Australia			

US imported beef prices (CIF)		TW	LW	LY
Bull 95CL	US¢/lb	**251.8**	247.5	256.3
	A¢/kg	**748.7**	731.8	602.6
Cow 90CL	US¢/lb	**229.5**	228.0	244.5
	A¢/kg	**682.5**	674.1	574.9
CC/CF 85CL	US¢/lb	**201.5**	201.5	225.5
	A¢/kg	**599.2**	595.8	530.3
Shank 90CL	US¢/lb	**226.5**	225.5	240.0
	A¢/kg	**673.6**	666.7	564.4
Trim 85CL	US¢/lb	**200.5**	200.5	223.5
	A¢/kg	**596.3**	592.8	525.6
Trim 80CL	US¢/lb	**169.5**	168.5	208.5
	A¢/kg	**504.1**	498.2	490.3
Trim 75CL	US¢/lb	**145.5**	147.5	182.5
	A¢/kg	**432.7**	436.1	429.1
Trim 65CL	US¢/lb	**96.0**	107.5	146.0
	A¢/kg	**285.5**	317.8	343.3
Outside flats	US¢/lb	**277.5**	287.5	nq
	A¢/kg	**825.3**	850.1	nq
Knuckles	US¢/lb	**285.0**	292.5	259.0
	A¢/kg	**847.6**	864.8	609.0
Inside cap off	US¢/lb	**325.0**	325.0	306.5
	A¢/kg	**966.5**	960.9	720.7
Source: Steiner Consulting Group				

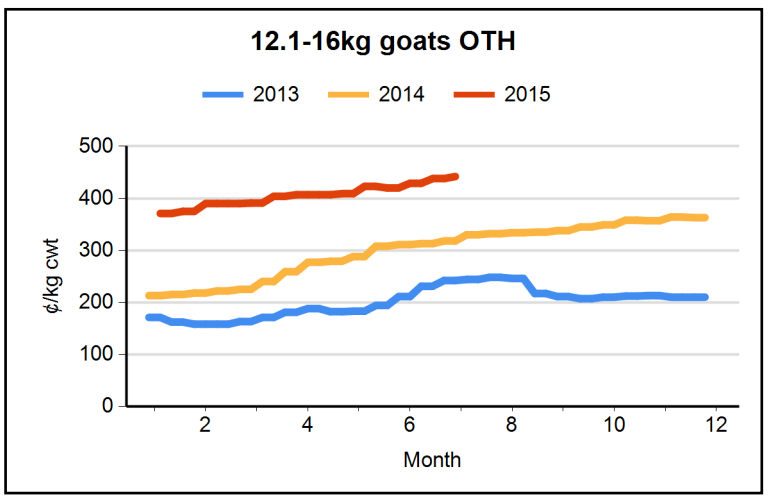

PLEASE NOTE
US imported beef prices are now reported only in CIF terms.
They are no longer converted to FAS terms.
Prices from LW in A¢/kg are revised to account for exchange rates from Friday-Sunday

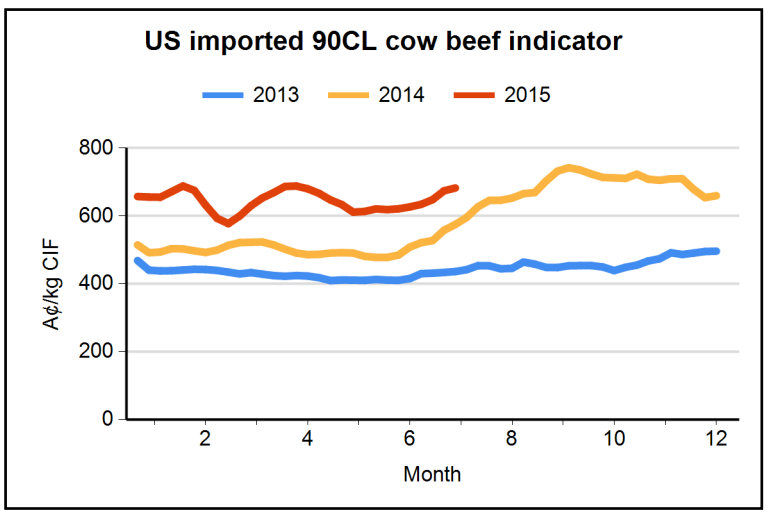

All use of MLA publications, reports and information is subject to MLA's Market Report and Information Terms of Use. Please read our terms of use carefully and ensure you are familiar with its content.