Meat & Livestock Weekly
Cattle Indicators
Thursday, July 23, 2015

Eastern Young Cattle Indicator	Unit	23 Jul 2015	16 Jul 2015	24 Jul 2014
EYCI	¢/kg cwt	**545.00**	541.00	339.25

National saleyard indicators	Live weight	Muscle/Fat	Unit	TW	LW	LY
Trade steer	330-400kg	C3	¢/kg lwt	**307**	311	194
			¢/kg cwt	**566**	573	360
Medium steer	400-500kg	C3	¢/kg lwt	**277**	281	175
			¢/kg cwt	**511**	518	323
Heavy steer	500-600kg	C4	¢/kg lwt	**305**	296	200
			¢/kg cwt	**559**	540	367
Medium cow	400-520kg	D3	¢/kg lwt	**221**	218	127
			¢/kg cwt	**457**	444	265
Feeder steer	330-400kg	C2	¢/kg lwt	**301**	301	191

Eastern states OTH indicators	Carcase weight	Muscle	Unit	TW	LW	LY
Trade steer	240-260kg	A-C	¢/kg cwt	**495**	484	328
Medium steer	260-280kg	A-C	¢/kg cwt	**491**	482	331
Heavy steer	300-400kg	A-C	¢/kg cwt	**499**	489	340
Medium cow	260-280kg	A-E	¢/kg cwt	**413**	405	278
MSA Trade steer	240-260kg	A-C	¢/kg cwt	**537**	518	379

Feeder cattle indicators - paddock sales					
for week of	16/07/2015		TW	LW	LY
Domestic		Unit			
Steers 280-350kg		¢/kg lwt	**286**	284	193
Heifers 280-350kg		¢/kg lwt	**274**	269	175
Export		Unit			
Shortfed 100-120 DOF		¢/kg lwt	**303**	296	187
Mediumfed 120-220 DOF		¢/kg lwt	**301**	301	207
Longfed 220+ DOF		¢/kg lwt	**324**	323	218

State saleyard indicators				Queensland			NSW			Victoria			SA			Tasmania		
Category	Live weight	Muscle/Fat	Unit	TW	LW	LY	TW	LW	LY	TW	LW	LY	TW	LW	LY	TW	LW	LY
Trade steer	330-400kg	C3	¢/kg lwt	**291**	284	178	**314**	314	201	**298**	313	199	**305**	316	179	**nq**	246	188
			¢/kg cwt	**528**	517	325	**584**	583	376	**550**	576	369	**554**	576	325	**nq**	458	348
Medium steer	400-500kg	C3	¢/kg lwt	**259**	257	164	**284**	298	185	**309**	289	177	**292**	304	nq	**nq**	nq	nq
			¢/kg cwt	**471**	466	298	**530**	557	347	**576**	539	331	**531**	552	nq	**nq**	nq	nq
Heavy steer	500-600kg	C4	¢/kg lwt	**275**	267	181	**316**	314	202	**318**	311	198	**323**	nq	nq	**240**	nq	nq
			¢/kg cwt	**495**	482	330	**580**	576	370	**586**	576	366	**599**	nq	nq	**436**	nq	nq
Medium cow	400-520kg	D3	¢/kg lwt	**216**	211	116	**227**	230	126	**238**	233	147	**202**	213	136	**217**	203	127
			¢/kg cwt	**439**	431	238	**478**	475	269	**495**	470	303	**404**	426	280	**453**	428	282
Feeder steer	330-400kg	C2	¢/kg lwt	**283**	283	179	**314**	315	192	**299**	291	188	**292**	299	172	**nq**	nq	nq

State over-the-hooks indicators				Queensland			NSW			Victoria			SA			Tasmania		
Category	Carcase weight	Muscle	Unit	TW	LW	LY	TW	LW	LY	TW	LW	LY	TW	LW	LY	TW	LW	LY
Trade steer	240-260kg	A-C	¢/kg cwt	**468**	457	310	**501**	483	347	**515**	512	351	**nq**	nq	305	**nq**	nq	nq
Medium steer	260-280kg	A-C	¢/kg cwt	**460**	449	298	**492**	481	327	**488**	488	332	**nq**	nq	330	**525**	510	370
Heavy steer	300-400kg	A-C	¢/kg cwt	**473**	462	312	**501**	490	336	**497**	496	340	**nq**	nq	340	**525**	510	370
Medium cow	260-280kg	A-E	¢/kg cwt	**413**	407	260	**417**	405	253	**426**	413	280	**427**	421	302	**380**	380	295
EU steer	300-340kg	A-C	¢/kg cwt	**553**	543	nq	**nq**	480	375	**nq**	nq	nq	**nq**	nq	nq	**nq**	nq	nq
MSA Trade steer	240-260kg	A-C	¢/kg cwt	**521**	498	380	**550**	531	372	**nq**	nq	nq	**533**	533	370	**545**	510	395

WA saleyard indicators	Unit	TW	LW	LY
Pastoral cow	¢/kg lwt	**190**	186	150
Heavy cow	¢/kg lwt	**209**	199	176
Heavy yearling	¢/kg lwt	**290**	296	259
Feeder yearling	¢/kg lwt	**293**	285	203

WA over-the-hooks indicators	Unit	TW	LW	LY
Grassfed yearling	¢/kg cwt	**550**	550	nq
Grainfed yearling	¢/kg cwt	**540**	540	455
MSA yearling	¢/kg cwt	**540**	540	455
Medium cow	¢/kg cwt	**nq**	nq	218

Live Export Price Quotes	for week of	16/07/2015	Unit	TW	LW	LY
Light Steer	260 - 360 kg	Townsville	¢/kg lwt	**nq**	nq	155
	260 - 360 kg	Darwin	¢/kg lwt	**nq**	255	185
	260 - 360 kg	Broome	¢/kg lwt	**260**	260	nq
Light Heifer	260 - 360 kg	Townsville	¢/kg lwt	**nq**	nq	130
	260 - 360 kg	Darwin	¢/kg lwt	**nq**	230	160
	260 - 360 kg	Broome	¢/kg lwt	**nq**	nq	nq

TW – This week, LW – Last week, LY – Last year

Eastern Young Cattle Indicator (EYCI)

The Eastern Young Cattle Indicator, or EYCI, is a seven-day rolling average of 24 young cattle categories from 24 saleyards across Queensland, New South Wales and Victoria. It is expressed in cents per kilogram carcase (or dressed) weight (¢/kg cwt) and is rounded to the nearest ¼ cent.

The EYCI is designed to be applicable to a wide range of cattle and beef industry participants, and has sufficient diversity (both geographic and cattle type) to prevent manipulation by activity in the physical cattle market.

The young cattle market was chosen as the base for the EYCI as it is the largest, most transparent of the physical cattle markets and attracts the widest range of industry participants.

What is a seven-day rolling average?

At any point in time, a seven-day rolling average includes data from the past seven days. In the case of the EYCI, this refers to seven calendar days, or one week.

The EYCI includes vealer and yearling heifers and steers, grade score C2 or C3, with liveweight from 200kg (See table below). The EYCI currently includes cattle purchased for restocking, lot feeding and slaughter from the relevant prime sales.

Individual states were integrated into the EYCI at the commencement of NLRS reporting in that state:

NSW – August 1996
Victoria – May 1997
Queensland – October 1999

Cattle categories in the EYCI

Classification	Muscle/fat	liveweight (kg)
Vealer steers	C2 & C3	200.1-280 280.1-330 ≥330.1
Vealer heifers	C2 & C3	200.1-280 280.1-330 ≥330.1
Yearling steers	C2 & C3	200.1-330 330.1-400 ≥400.1
Yearling heifers	C2 & C3	200.1-330 330.1-400 ≥400.1

Category specifications

The following tables show the grades that are used for the Meat & Livestock Weekly Statistics.

Cattle indicator weights

Stock type	Weight	Muscle/fat
Trade steer	330-400kg	C3
Medium steer	400-500kg	C3
Heavy steer	500-600kg	C4
Medium cow	400-520kg	D3
Feeder steer*	330-400kg	C2

*Yearling steer, purchased by lotfeeders

Cattle OTH indicator weights

Stock type	Weight	Muscle/fat
EU steer	240-440kg	A-C 6-22mm
Trade steer	220-260kg	A-C 3-12mm
Medium steer	260-300kg	A-C 7-22mm
Heavy steer	300-420kg	A-C 7-22mm
Medium cow	240-280kg	A-E 3-22mm

All use of MLA publications, reports and information is subject to MLA's Market Report and Information Terms of Use. Please read our terms of use carefully and ensure you are familiar with its content.

Meat & Livestock Weekly
Cattle Indicators
Thursday, July 23, 2015

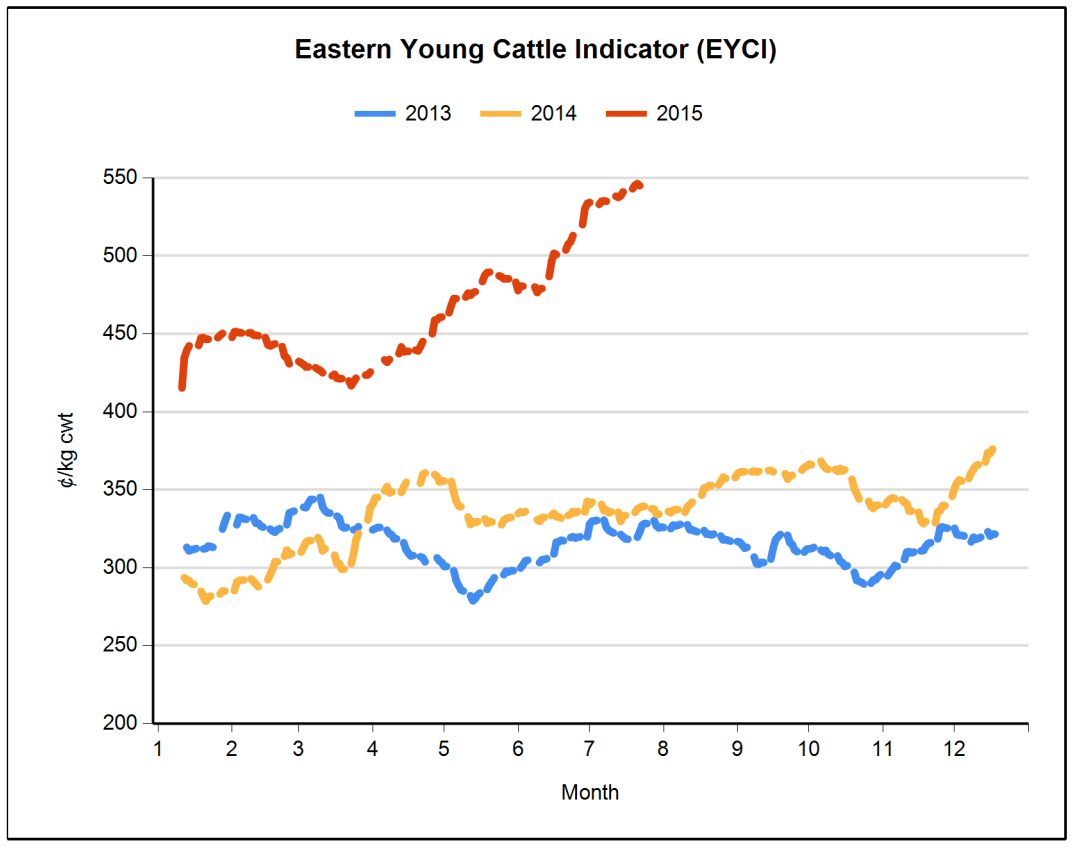

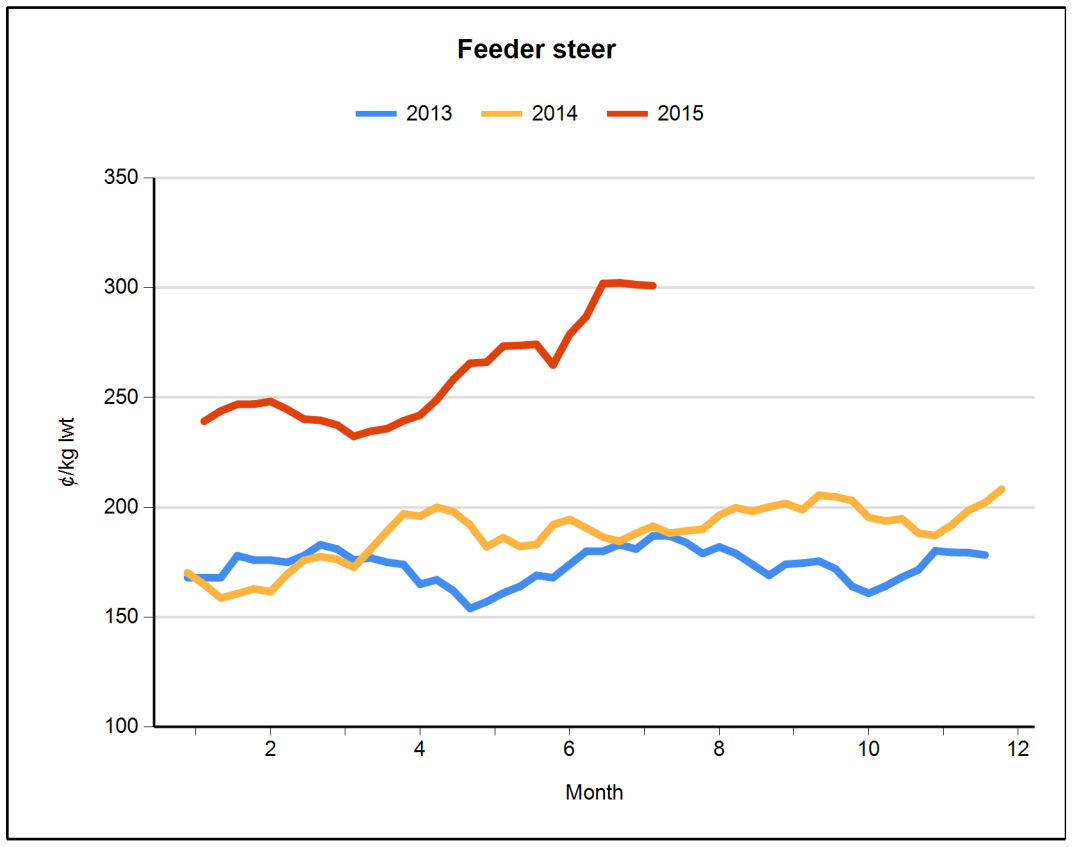

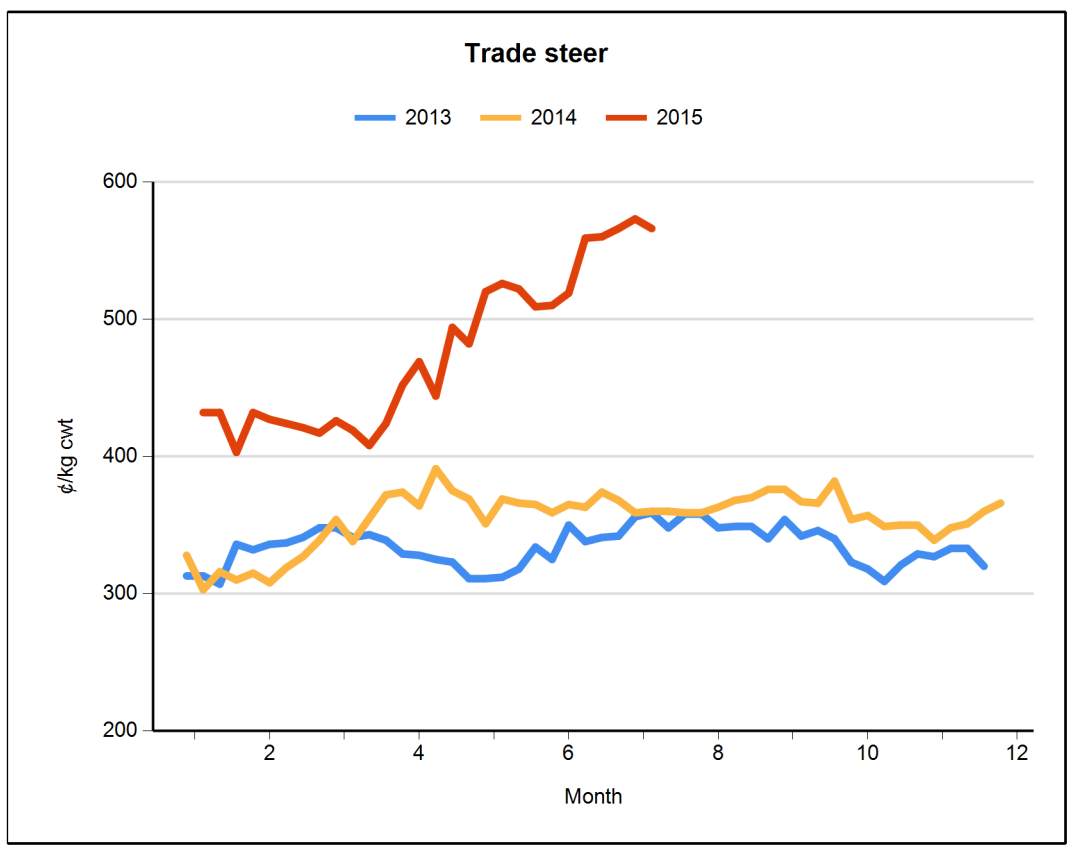

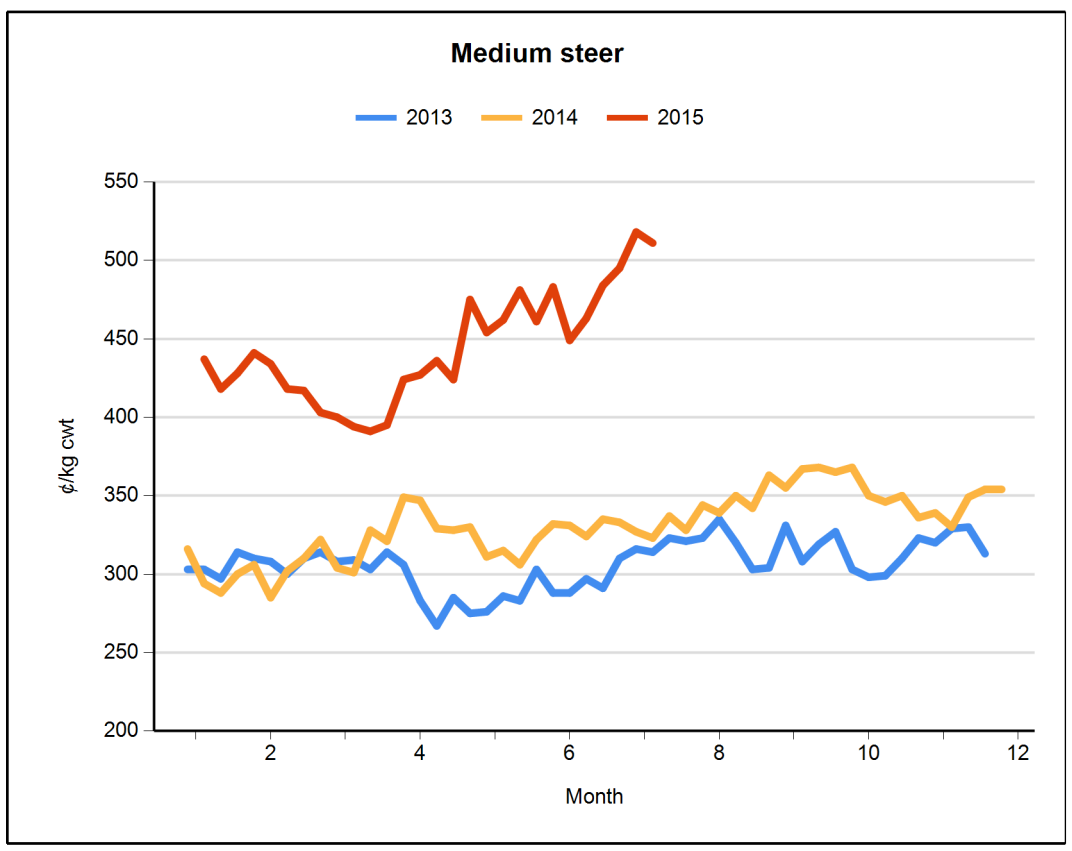

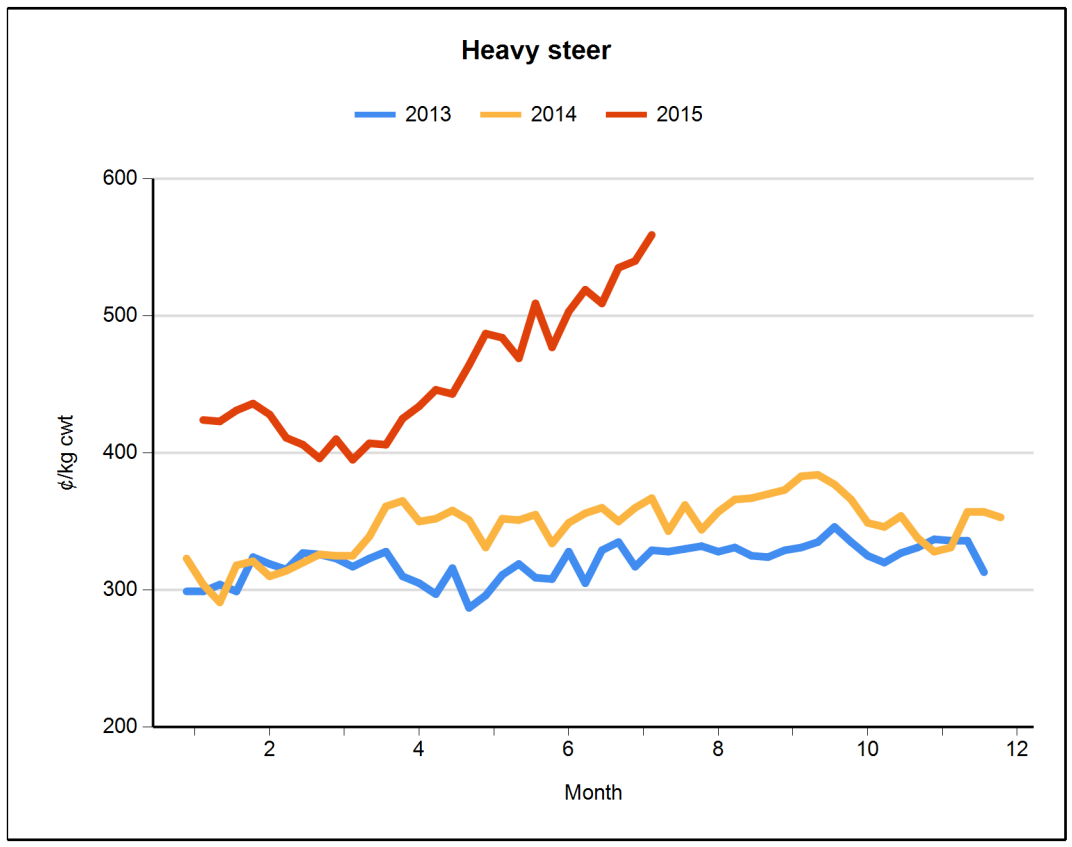

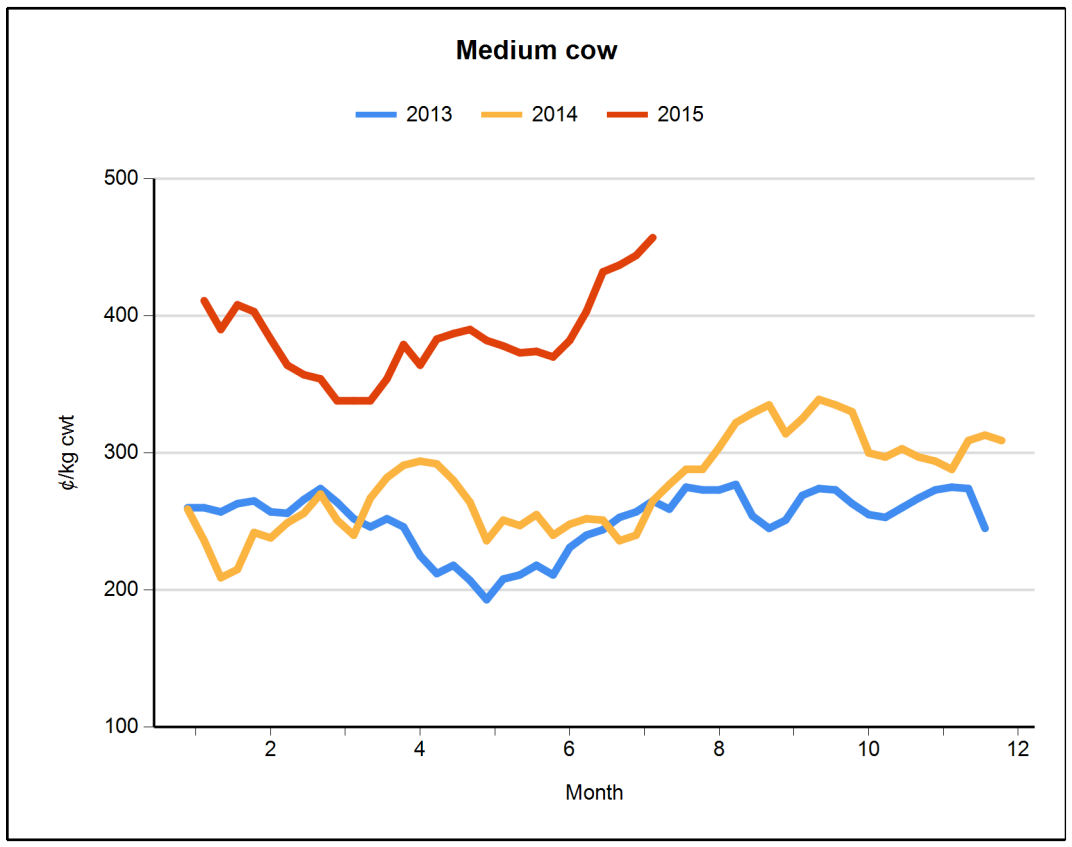

All use of MLA publications, reports and information is subject to MLA's Market Report and Information Terms of Use. Please read our terms of use carefully and ensure you are familiar with its content.

Meat & Livestock Weekly
Sheep and Lamb Indicators
Thursday, July 23, 2015

Eastern States Trade Lamb Indicator (¢/kg cwt)	23 Jul 2015	16 Jul 2015	24 Jul 2014
ESTLI	**577**	593	536

National saleyard sheep and lamb indicators (¢/kg cwt)		TW	LW	LY
Restocker/feeder lamb ($/head)	0-18kg	**72**	79	65
Merino lamb	16-22kg	**524**	524	490
Light lamb	12-18kg	**532**	540	492
Trade lamb	18-22kg	**575**	586	535
Heavy lamb	22+kg	**578**	591	544
Mutton	18-24kg	**375**	377	349

National OTH sheep and lamb indicators (¢/kg cwt)		TW	LW	LY
Medium trade lamb	18-20kg	**582**	577	574
Heavy trade lamb	20-22kg	**583**	580	575
Heavy lamb	22-24kg	**578**	574	572
Mutton	18-24kg	**347**	344	334

Category specifications

The following tables show the grades that are used for the Meat & Livestock Weekly Statistics.

TW – This week, LW – Last week, LY – Last year

Sheep and lamb indicator weights

Stock type	Weight	Fat score
Restocker/feeder lamb	0-18kg	1-2
Merino lamb	16-22kg	2-3
Light lamb*	12-18kg	2-3
Trade lamb#	18-22kg	2-4
Heavy lamb#	22kg +	2-4
Mutton	18-24kg	2-3

*1st & 2nd cross & Merino, #1st & 2nd cross

Sheep and lamb OTH indicator weights

Stock type	Weight	Fat score
Medium trade lamb	18-20kg	2-4
Heavy trade lamb	20-22kg	2-4
Heavy lamb	22kg+	2-4
Mutton	18-24kg	2-4

State saleyard sheep and lamb indicators (¢/kg cwt)		Victoria			NSW			SA			WA			Tasmania		
		TW	LW	LY	TW	LW	LY	TW	LW	LY	TW	LW	LY	TW	LW	LY
Restocker lamb ($/head)	0-18kg	**74**	74	66	**71**	87	58	**nq**	44	65	**58**	70	67	**83**	88	82
Merino lamb	16-22kg	**528**	522	522	**531**	541	488	**489**	495	451	**316**	425	530	**nq**	nq	nq
Light lamb	12-18kg	**547**	557	526	**536**	553	485	**480**	503	460	**455**	450	504	**606**	568	541
Trade lamb	18-22kg	**574**	578	545	**579**	601	532	**530**	534	532	**455**	455	566	**627**	599	561
Heavy lamb	22+kg	**584**	609	557	**581**	594	542	**541**	546	533	**449**	447	593	**591**	588	564
Mutton	18-24kg	**377**	376	366	**389**	402	354	**323**	314	314	**320**	311	296	**362**	394	351

Over-the-hooks sheep and lamb indicators (¢/kg cwt)		Victoria			NSW			SA			WA			Tasmania		
		TW	LW	LY	TW	LW	LY	TW	LW	LY	TW	LW	LY	TW	LW	LY
Medium trade lamb	18-20kg	**603**	608	596	**570**	558	558	**587**	583	560	**580**	587	593	**570**	550	565
Heavy trade lamb	20-22kg	**603**	608	596	**575**	573	561	**587**	583	560	**580**	587	593	**570**	550	565
Heavy lamb	22-24kg	**603**	610	596	**570**	569	566	**587**	583	560	**560**	560	575	**570**	550	565
Mutton	18-24kg	**360**	360	343	**381**	381	331	**360**	345	320	**285**	285	290	**350**	350	385

Live export price quotes (A$/head)		TW	LW	LY
Live wether	Muchea	**99**	94	100

All use of MLA publications, reports and information is subject to MLA's Market Report and Information Terms of Use. Please read our terms of use carefully and ensure you are familiar with its content.

Meat & Livestock Weekly
Sheep and Lamb Indicators
Thursday, July 23, 2015

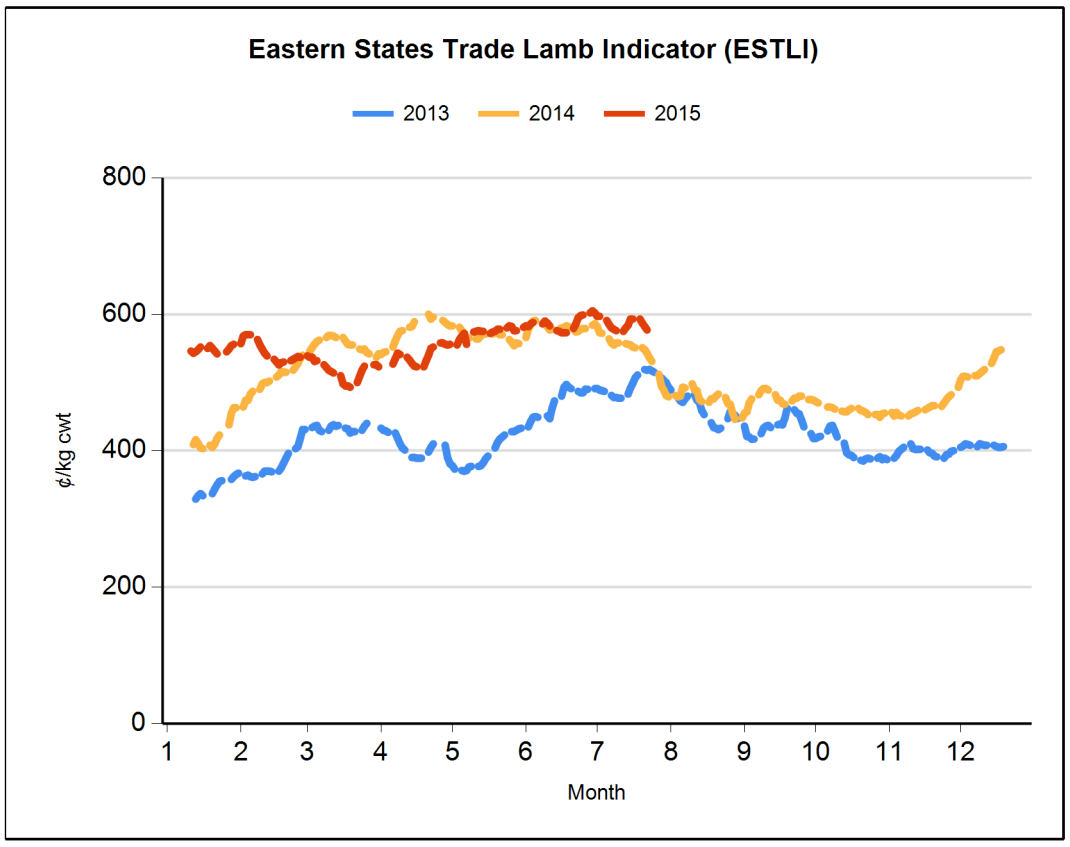

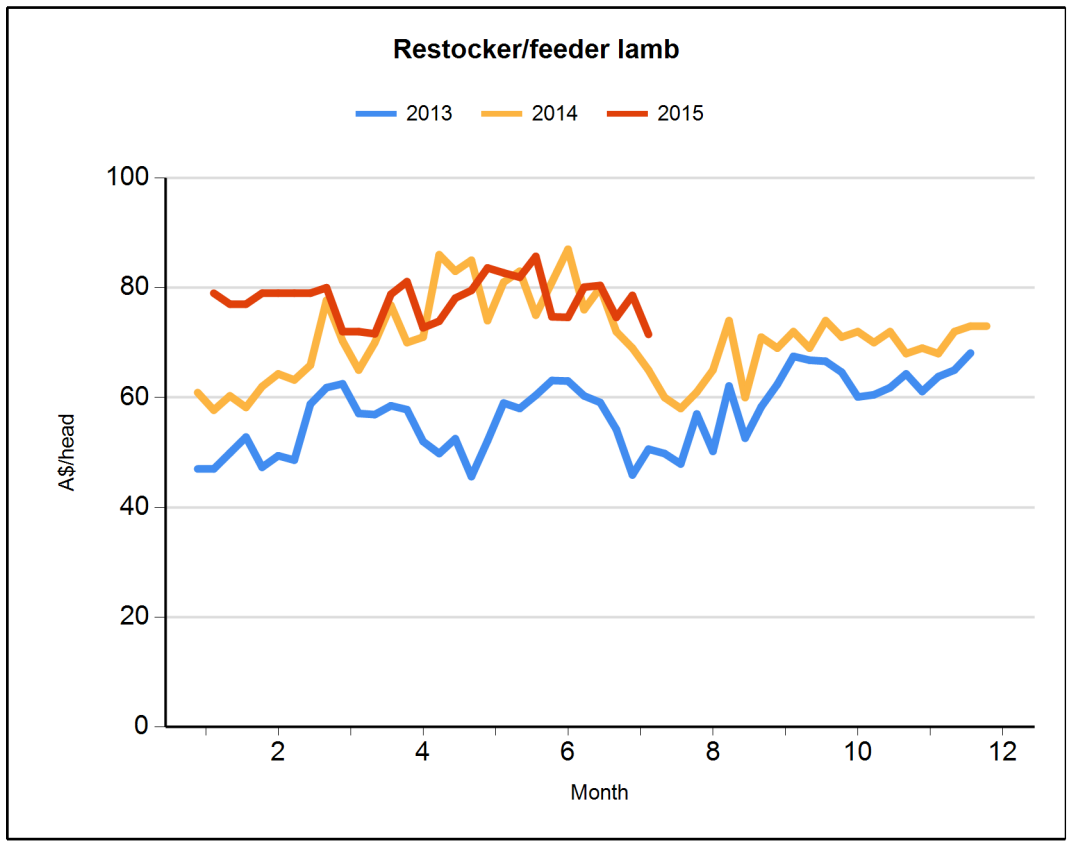

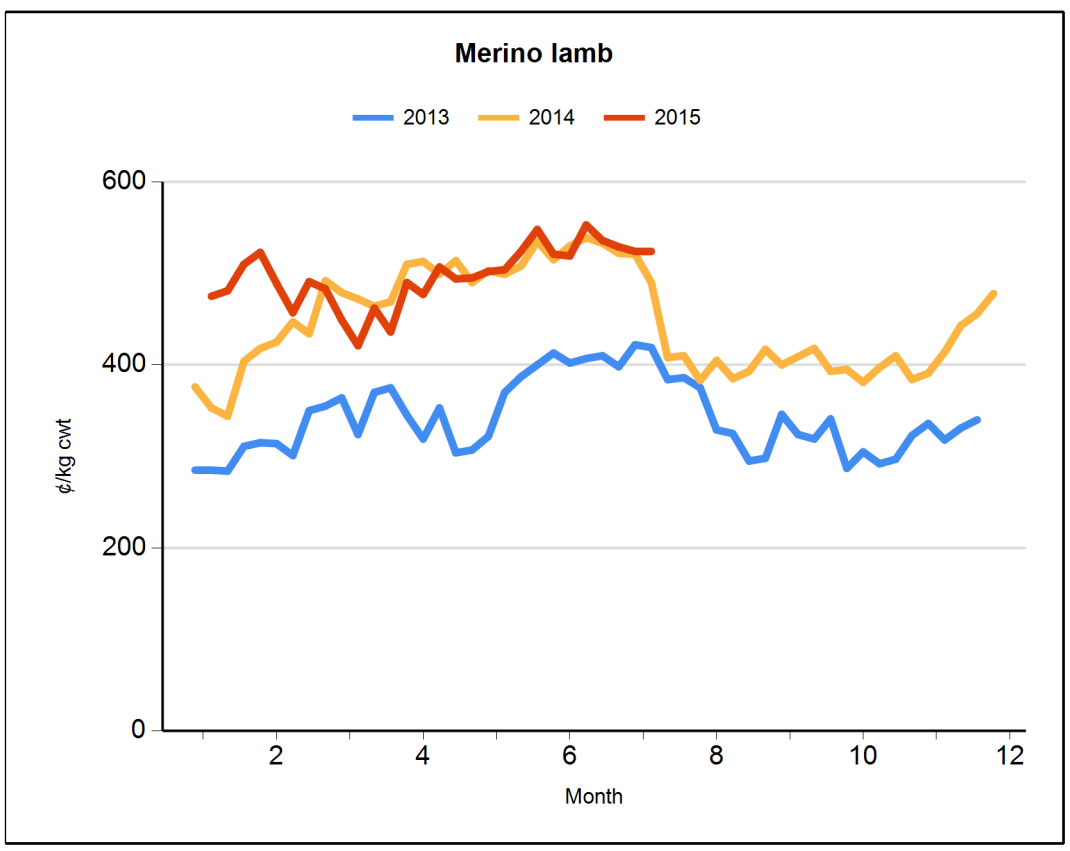

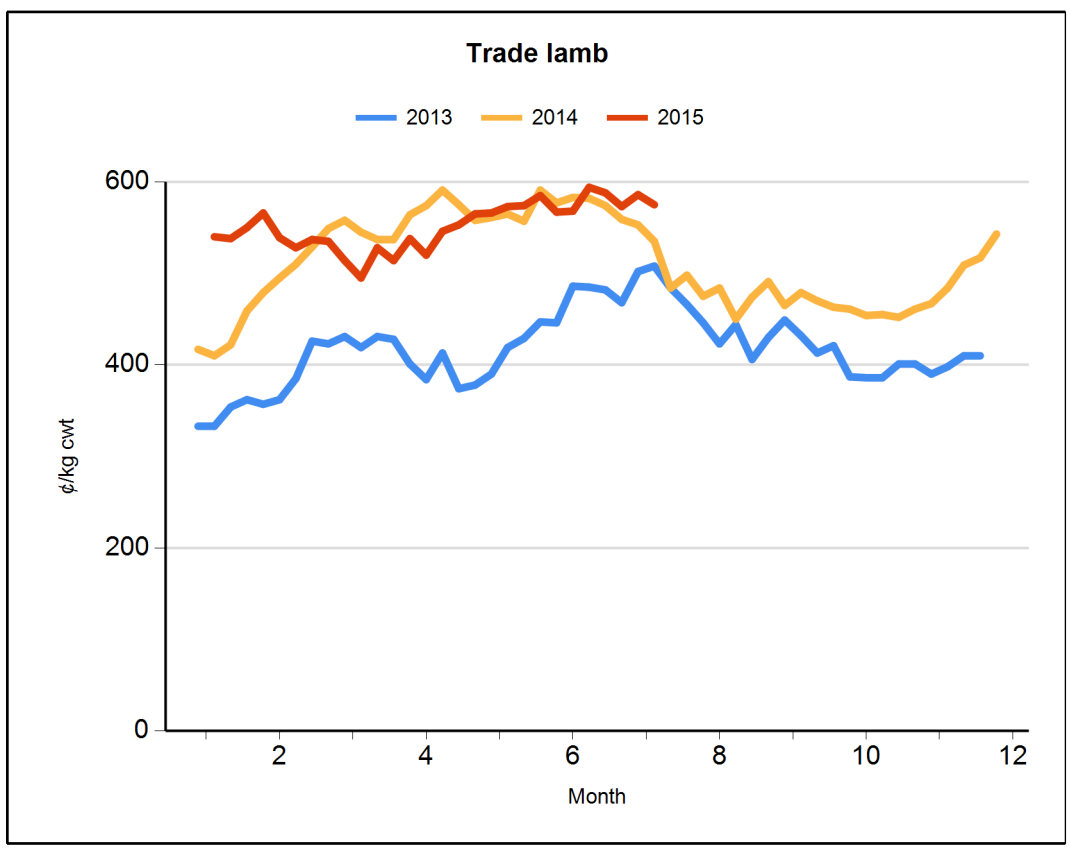

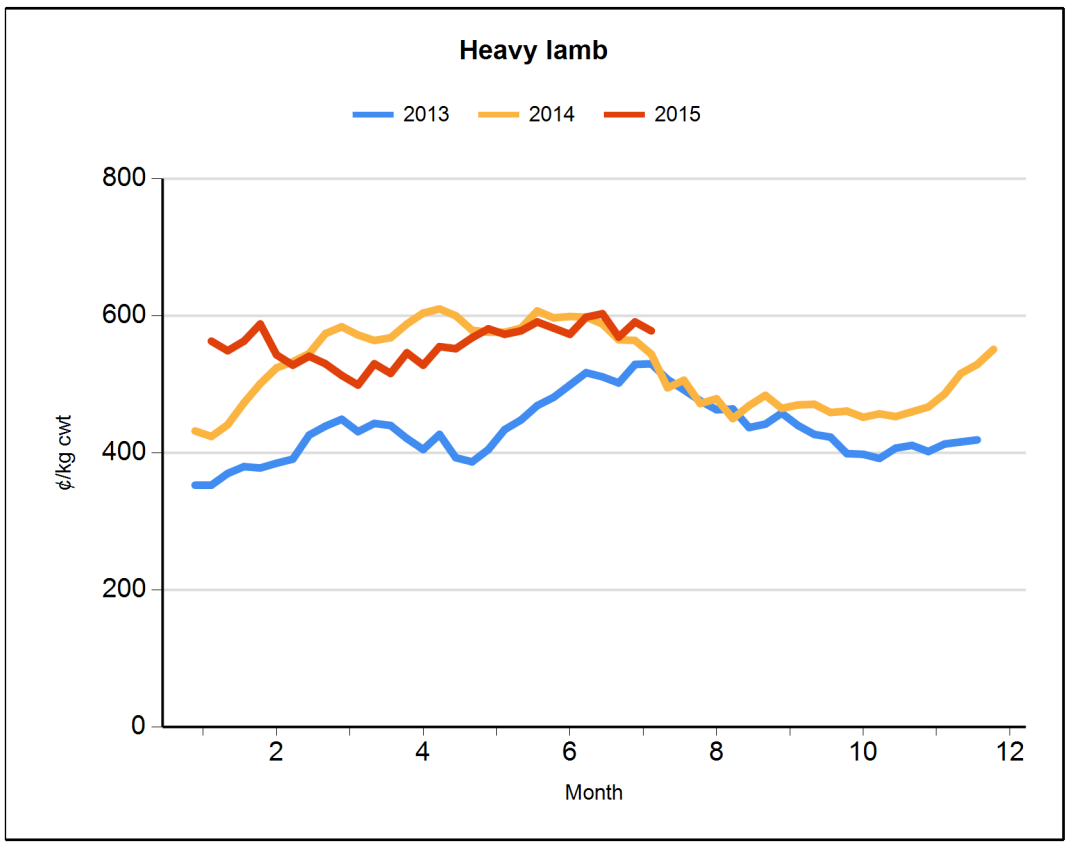

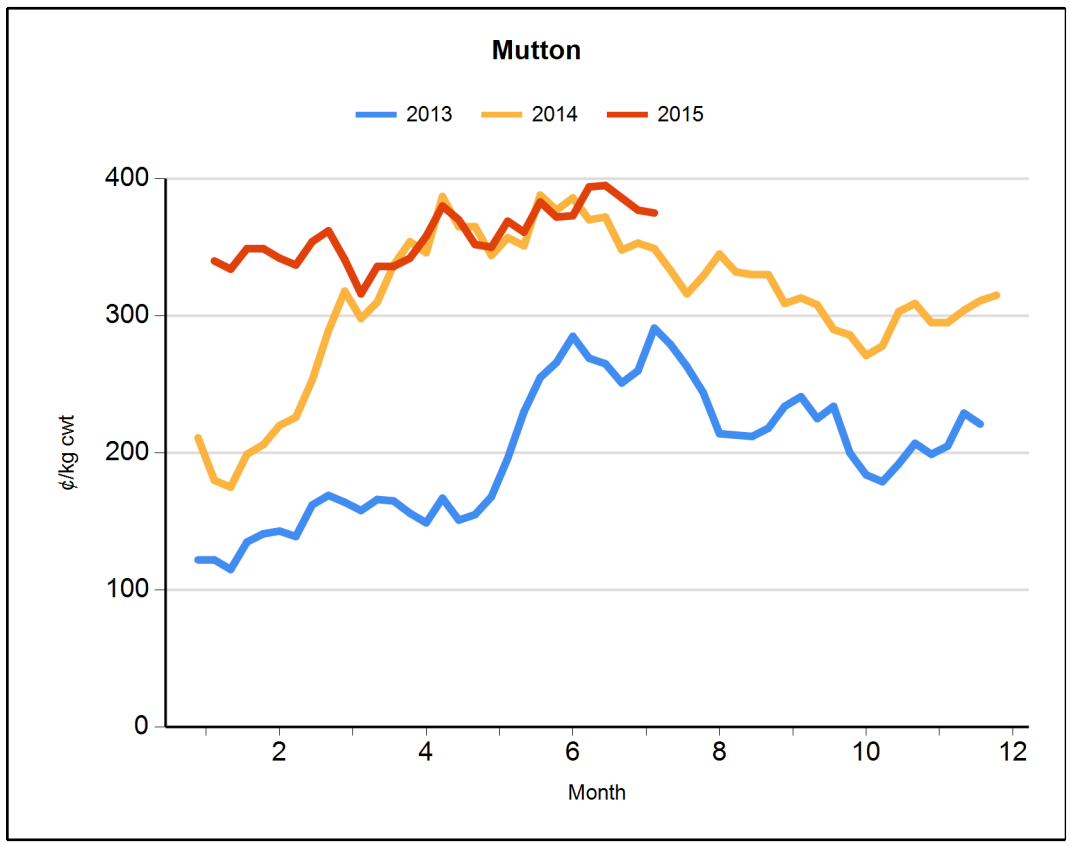

All use of MLA publications, reports and information is subject to MLA's Market Report and Information Terms of Use. Please read our terms of use carefully and ensure you are familiar with its content.

Meat & Livestock Weekly
Slaughter and yardings
Thursday, July 23, 2015

Cattle movements

Cattle slaughter	for w/e	17/07/2015	TW	LW	LY
Queensland		Cattle	**85,963**	88,645	84,633
		Calves	**452**	359	503
NSW		Cattle	**39,590**	35,904	39,775
		Calves	**3,018**	94	3,746
Victoria		Cattle	**24,732**	26,177	30,959
		Calves	**5,113**	5,349	5,133
SA		Cattle	**9,031**	7,986	7,822
		Calves	**21**	39	33
Tasmania		Cattle	**4,918**	4,961	4,800
		Calves	**127**	54	166

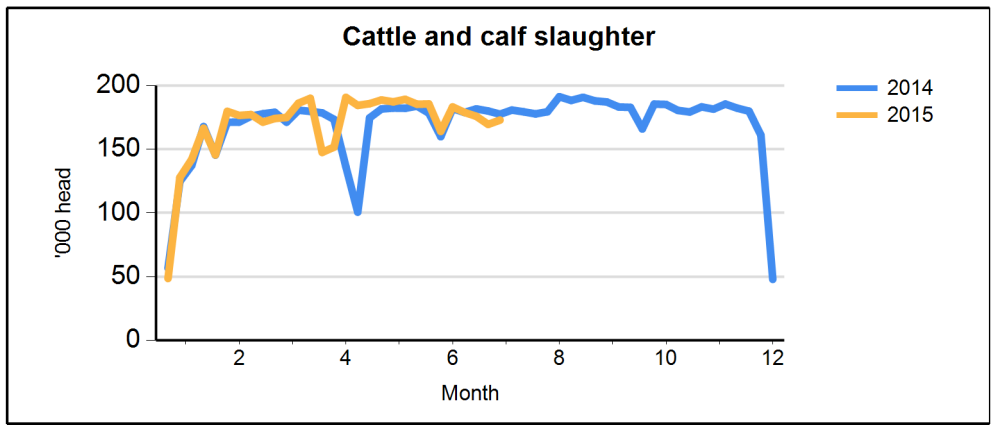

Cattle saleyard throughput	for w/e	23/07/2015	TW	LW	LY
Queensland		Cattle	**25,397**	22,907	15,664
NSW		Cattle	**24,813**	19,293	21,771
Victoria		Cattle	**12,066**	10,951	10,361
SA		Cattle	**2,527**	2,310	1,924
WA		Cattle	**2,565**	2,471	1,844
Tasmania		Cattle	**340**	166	141

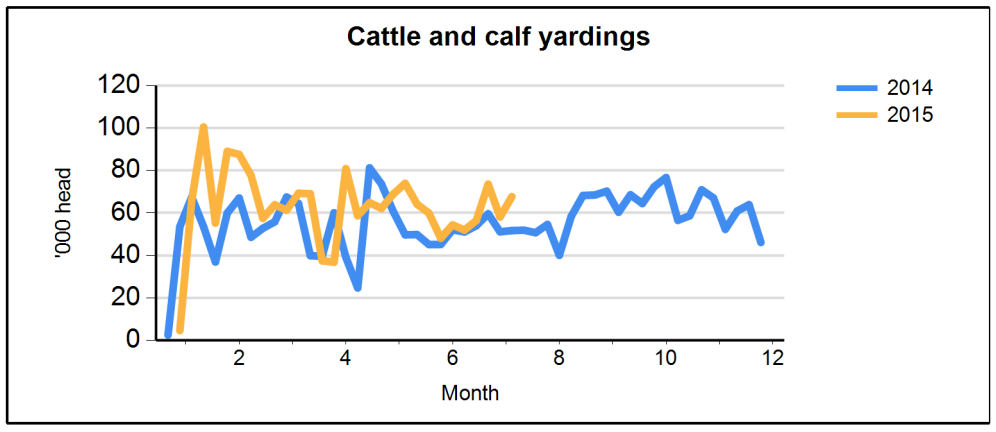

Sheep and lamb movements

Sheep and lamb slaughter	for w/e	17/07/2015	TW	LW	LY
Victoria		Lambs	**166,181**	178,258	191,575
		Sheep	**35,262**	32,275	37,971
NSW		Lambs	**92,524**	93,392	101,159
		Sheep	**29,505**	29,215	39,752
SA		Lambs	**15,313**	16,536	16,724
		Sheep	**6,016**	5,195	2,368
Queensland		Lambs	**4,633**	5,828	6,210
		Sheep	**5,238**	8,076	11,142
Tasmania		Lambs	**14,499**	13,889	16,027
		Sheep	**2,091**	2,278	3,612

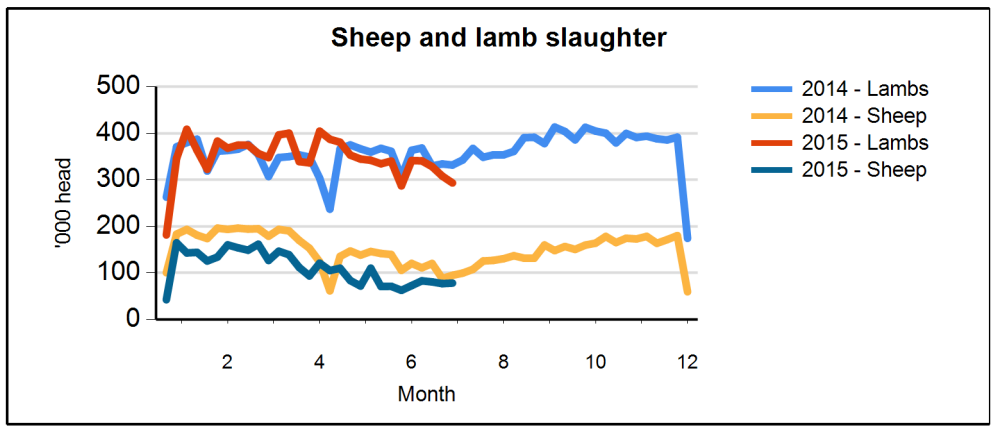

Sheep and lamb saleyard throughput	for w/e	23/07/2015	TW	LW	LY
Victoria		Lambs	**23,463**	19,951	24,583
		Sheep	**17,041**	15,229	11,949
NSW		Lambs	**112,352**	73,728	134,160
		Sheep	**30,990**	22,038	30,960
SA		Lambs	**10,634**	7,500	11,793
		Sheep	**993**	1,500	4,771
WA		Lambs	**8,000**	11,018	12,314
		Sheep	**6,589**	6,609	7,000
Tasmania		Lambs	**900**	870	1,320
		Sheep	**670**	600	500

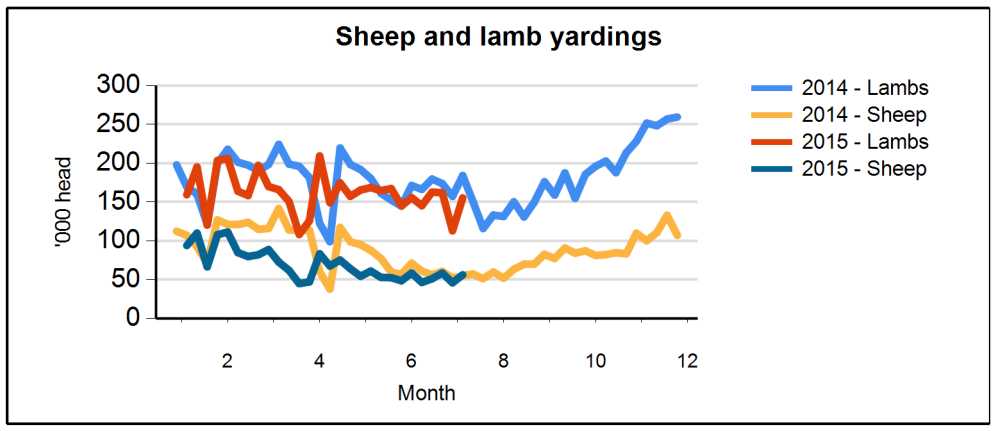

Goat movements

Goat slaughter	for w/e	17/07/2015	TW	LW	LY
Queensland		Goats	**9,230**	7,959	16,902
NSW		Goats	**1,356**	2,028	2,351
Victoria		Goats	**3,360**	4,984	18,793
SA		Goats	**2,375**	1,864	8,659
Tasmania		Goats	**3**	nq	nq

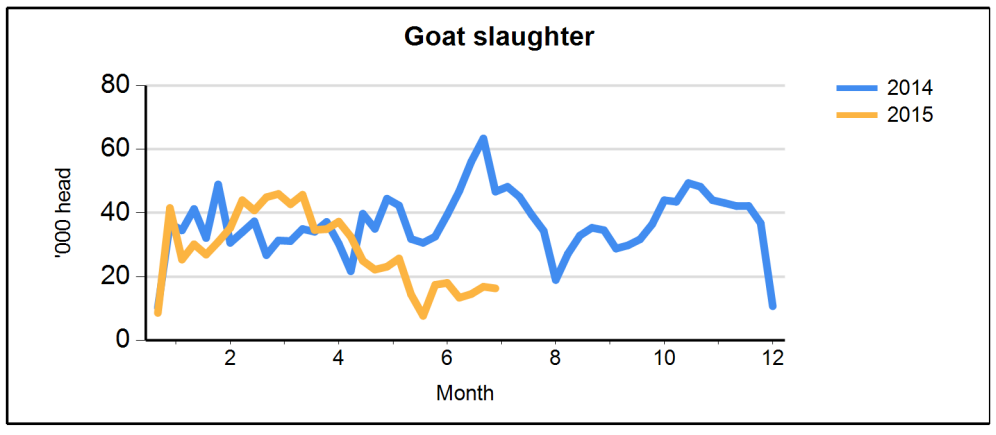

All use of MLA publications, reports and information is subject to MLA's Market Report and Information Terms of Use. Please read our terms of use carefully and ensure you are familiar with its content.

Meat & Livestock Weekly
General Statistics
Thursday, July 23, 2015

Over-the-hooks goat indicators (A¢/kg cwt)	TW	LF	LY
8.1-10kg	**440**	438	330
10.1-12kg	**442**	438	330
12.1-16kg	**442**	438	330
16.1-20kg	**442**	438	330
20.1kg+	**442**	438	330

Skin indicators - Lambs		TW	LW	LY
2" +	16.1 - 20kg	**400**	400	250
	20.1 - 24kg	**688**	688	394
	24.1kg +	**838**	838	550
1" - 2"	16.1 - 20kg	**388**	388	213
	20.1 - 24kg	**550**	550	313
	24.1kg +	**700**	700	425
0.5" - 1"	16.1 - 20kg	**100**	100	250
	20.1 - 24kg	**338**	338	175
	24.1kg +	**413**	413	300
New Season	16.1 - 20kg	**250**	250	400
	20.1 - 24kg	**600**	500	475
	24.1kg +	**725**	625	600
Skin indicators - Merino sheep (average 25 micron)				
1.5" - 2"	16.1 - 20kg	**700**	700	400
	20.1 - 24kg	**1050**	1050	575
	24.1kg +	**1150**	1150	675

Eastern Market Wool Indicator (A¢/kg)	TW	LW	LY
AWEX E.M.I	**nq**	nq	nq
Source: Australian Wool Exchange Ltd			

Fodder prices	Cereal			Lucerne			Straw			Pasture		
(A$/tonne)	TW	LW	LY	TW	LW	LY	TW	LW	LY	TW	LW	LY
Darling Downs	**365**	365	375	**475**	475	375	**180**	180	235	**290**	290	175
Central West NSW	**270**	270	290	**370**	370	375	**150**	150	120	**nq**	nq	250
Goulburn Valley	**235**	225	200	**335**	330	300	**100**	100	100	**165**	165	175
South East SA	**250**	250	140	**325**	325	280	**120**	120	110	**200**	200	145
South West WA	**210**	210	180	**510**	510	525	**100**	100	100	**180**	180	nq
Source: Dairy Australia												

Tallow (A$/tonne, delivered in store)	TW	LW	LY
Prime - Melbourne	**nq**	nq	nq
Prime - Brisbane	**nq**	nq	nq
Bleachable fancy	**nq**	nq	nq
Source: Trade			

Grain prices - Darling Downs (A$/tonne)	TW	LW	LY
Wheat	**340**	355	315
Barley	**326**	338	311
Sorghum	**300**	317	280
Grain prices - Riverina (A$/tonne)			
Wheat	**299**	315	245
Barley	**289**	289	209
Source: Profarmer Australia			

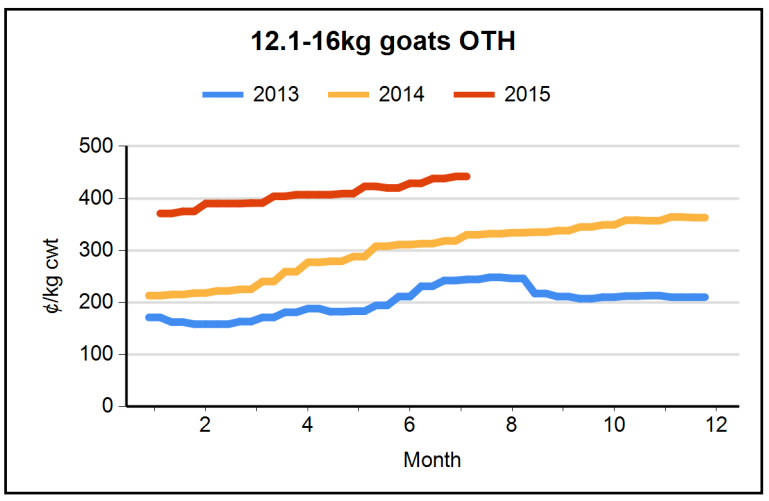

PLEASE NOTE
US imported beef prices are now reported only in CIF terms.
They are no longer converted to FAS terms.
Prices from LW in A¢/kg are revised to account for exchange rates from Friday-Sunday

US imported beef prices (CIF)		TW	LW	LY
Bull 95CL	US¢/lb	**256.8**	251.8	267.0
	A¢/kg	**766.8**	749.8	626.3
Cow 90CL	US¢/lb	**235.0**	229.5	254.0
	A¢/kg	**701.9**	683.6	595.8
CC/CF 85CL	US¢/lb	**206.5**	201.5	237.5
	A¢/kg	**616.8**	600.2	557.1
Shank 90CL	US¢/lb	**230.5**	226.5	251.0
	A¢/kg	**688.4**	674.6	588.7
Trim 85CL	US¢/lb	**205.0**	200.5	236.0
	A¢/kg	**612.3**	597.2	553.6
Trim 80CL	US¢/lb	**173.0**	169.5	215.0
	A¢/kg	**516.7**	504.8	504.3
Trim 75CL	US¢/lb	**141.5**	145.5	192.5
	A¢/kg	**422.6**	433.4	451.5
Trim 65CL	US¢/lb	**97.5**	96.0	154.0
	A¢/kg	**291.2**	285.9	361.2
Outside flats	US¢/lb	**277.5**	277.5	nq
	A¢/kg	**828.8**	826.5	nq
Knuckles	US¢/lb	**285.0**	285.0	267.5
	A¢/kg	**851.2**	848.9	627.4
Inside cap off	US¢/lb	**322.5**	325.0	316.5
	A¢/kg	**963.2**	968.0	742.4
Source: Steiner Consulting Group				

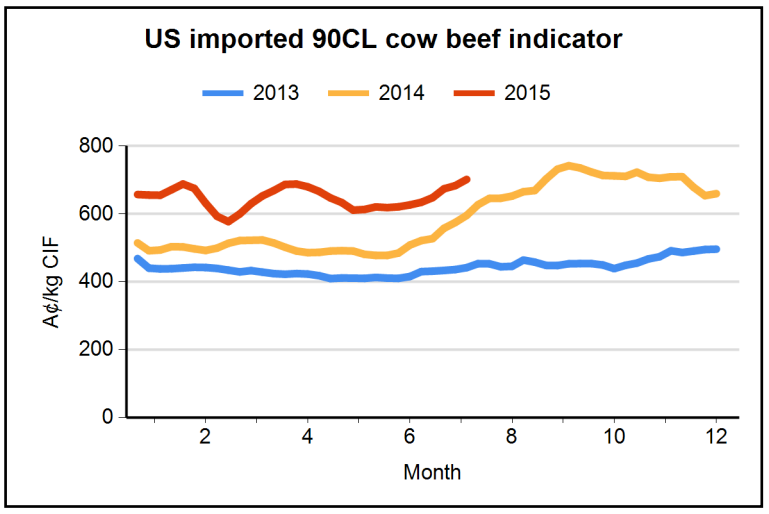

All use of MLA publications, reports and information is subject to MLA's Market Report and Information Terms of Use. Please read our terms of use carefully and ensure you are familiar with its content.