Meat & Livestock Weekly
Cattle Indicators
Thursday, April 16, 2015

Eastern Young Cattle Indicator (¢/kg cwt)	16 Apr 2015	9 Apr 2015	17 Apr 2014
EYCI	**438.75**	433.50	nq

National saleyard indicators	Weight	Muscle/Fat		TW	LW	LY
Trade steer	330-400kg	C3	¢/kg lwt	**251**	243	199
			¢/kg cwt	**469**	452	364
Medium steer	400-500kg	C3	¢/kg lwt	**229**	228	188
			¢/kg cwt	**427**	424	347
Heavy steer	500-600kg	C4	¢/kg lwt	**237**	232	194
			¢/kg cwt	**434**	425	350
Medium cow	400-520kg	D3	¢/kg lwt	**177**	183	142
			¢/kg cwt	**364**	379	294
Feeder steer	330-400kg	C2	¢/kg lwt	**242**	239	196

Eastern states OTH indicators (¢/kg cwt)	Weight	Muscle	TW	LW	LY
Trade steer	220-260kg	A-C	**416**	409	324
Medium steer	260-300kg	A-C	**407**	401	330
Heavy steer	300-420kg	A-C	**415**	409	335
Medium cow	240-280kg	A-E	**359**	349	282

Feeder cattle indicators - paddock sales (c/kg lwt)				
for week of	9/04/2015	TW	LW	LY
Domestic				
Steers 280-350kg		**240**	239	194
Heifers 280-350kg		**223**	221	177
Export				
Shortfed 100-120 DOF		**260**	256	184
Mediumfed 120-220 DOF		**268**	266	194
Longfed 220+ DOF		**271**	271	197

State saleyard indicators				Qld			NSW			Vic			SA			Tas		
Category	Weight	Muscle/Fat		TW	LW	LY	TW	LW	LY	TW	LW	LY	TW	LW	LY	TW	LW	LY
Trade steer	330-400kg	C3	¢/kg lwt	**240**	244	180	**240**	236	206	**241**	243	214	**231**	233	187	**185**	200	188
Trade steer	330-400kg	C3	¢/kg cwt	**436**	444	327	**439**	436	380	**444**	449	388	**421**	423	342	**348**	370	348
Medium steer	400-500kg	C3	¢/kg lwt	**216**	216	166	**233**	232	190	**235**	228	203	**228**	235	150	**197**	nq	nq
Medium steer	400-500kg	C3	¢/kg cwt	**393**	392	302	**438**	437	351	**445**	424	376	**415**	427	273	**358**	nq	nq
Heavy steer	500-600kg	C4	¢/kg lwt	**223**	225	191	**248**	240	194	**240**	236	200	**nq**	nq	nq	**nq**	nq	nq
Heavy steer	500-600kg	C4	¢/kg cwt	**407**	409	342	**457**	442	352	**441**	430	367	**nq**	nq	nq	**nq**	nq	nq
Medium cow	400-520kg	D3	¢/kg lwt	**173**	179	143	**178**	181	141	**184**	200	144	**185**	176	130	**152**	154	118
Medium cow	400-520kg	D3	¢/kg cwt	**350**	361	291	**376**	383	293	**382**	413	301	**370**	351	259	**324**	330	257
Feeder steer	330-400kg	C2	¢/kg lwt	**236**	239	184	**244**	237	205	**229**	226	189	**221**	225	nq	**nq**	nq	nq

State over-the-hooks indicators (¢/kg cwt)			Qld			NSW			Vic			SA			Tas		
Category	Weight	Muscle	TW	LW	LY	TW	LW	LY	TW	LW	LY	TW	LW	LY	TW	LW	LY
Trade steer	170-230kg	A-C	**406**	400	330	**410**	406	334	**432**	421	320	**nq**	nq	310	**nq**	nq	nq
Medium steer	260-300kg	A-C	**399**	393	303	**410**	405	330	**419**	408	342	**nq**	nq	nq	**400**	400	345
Heavy steer	300-420kg	A-C	**412**	406	310	**419**	414	338	**428**	416	348	**nq**	nq	nq	**400**	400	345
Medium cow	240-280kg	A-E	**364**	357	280	**352**	346	266	**363**	343	295	**382**	366	295	**335**	335	275
EU steer	240-330kg	A-C	**493**	493	nq	**465**	465	385	**nq**	nq	nq	**nq**	nq	nq	**nq**	nq	nq

WA saleyard indicators	TW	LW	LY
Pastoral cow	**173**	170	144
Heavy cow	**201**	231	177
Heavy yearling	**264**	266	223
Feeder yearling	**272**	270	195

WA over-the-hooks indicators (¢/kg cwt)	TW	LW	LY
Grassfed yearling	**500**	490	nq
Grainfed yearling	**490**	485	380
MSA yearling	**490**	485	355
Medium cow	**nq**	nq	218

Live Export Price Quotes (c/kg lwt)					
	for week of	9/04/2015	TW	LW	LY
Light Steer	260 - 360 kg	Darwin	**nq**	nq	nq
	260 - 360 kg	Broome	**nq**	nq	230
Light Heifer	260 - 360 kg	Darwin	**nq**	nq	nq
	260 - 360 kg	Broome	**nq**	nq	215

All use of MLA publications, reports and information is subject to MLA's Market Report and Information Terms of Use. Please read our terms of use carefully and ensure you are familiar with its content.

Meat & Livestock Weekly
Cattle Indicators
Thursday, April 16, 2015

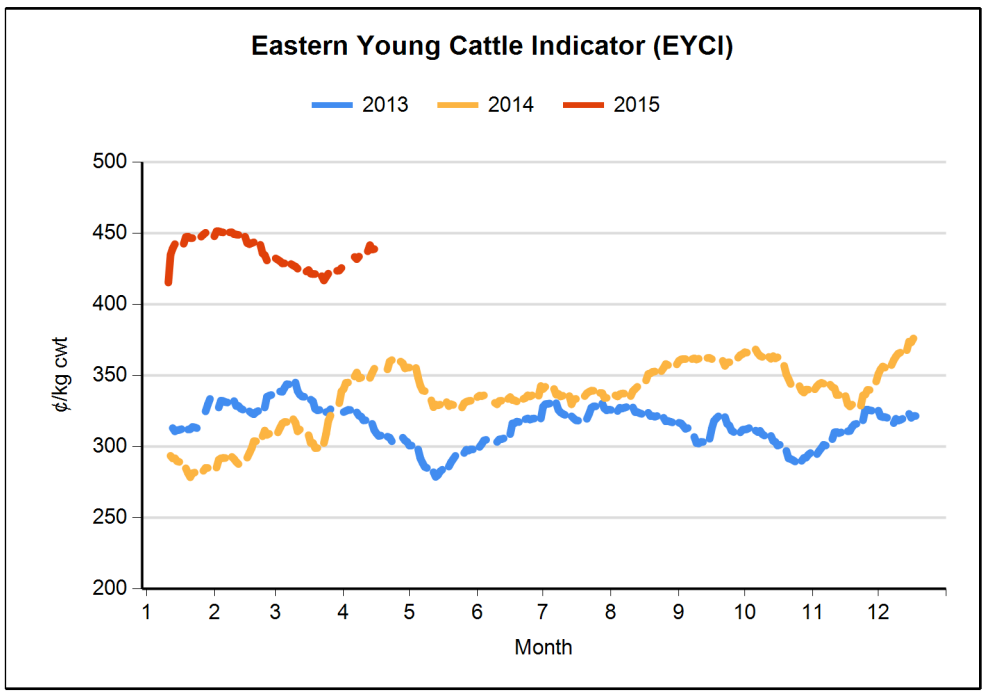

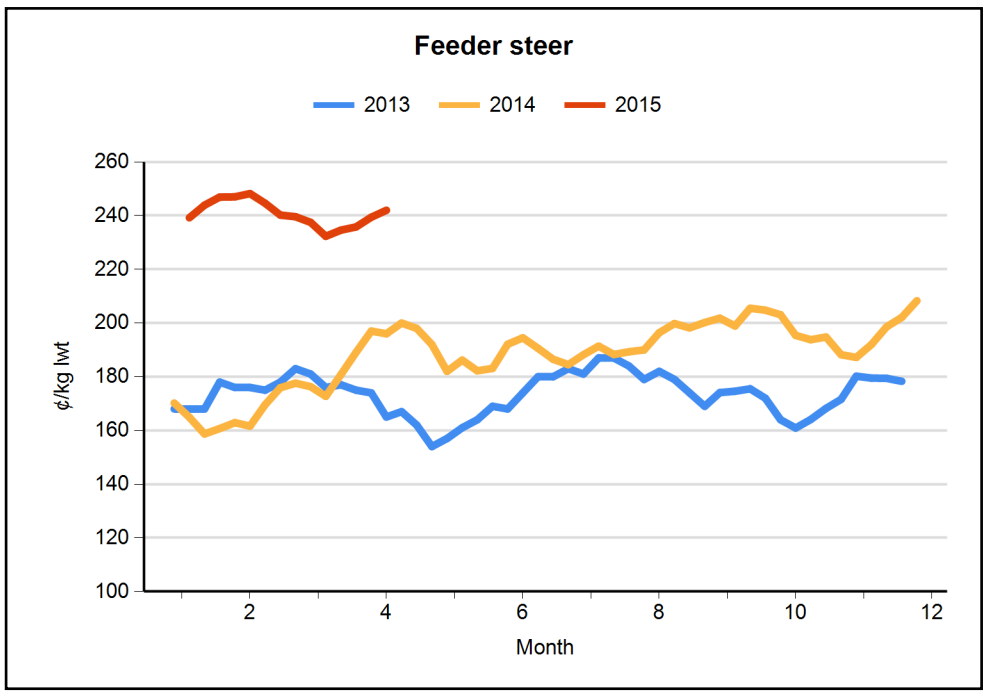

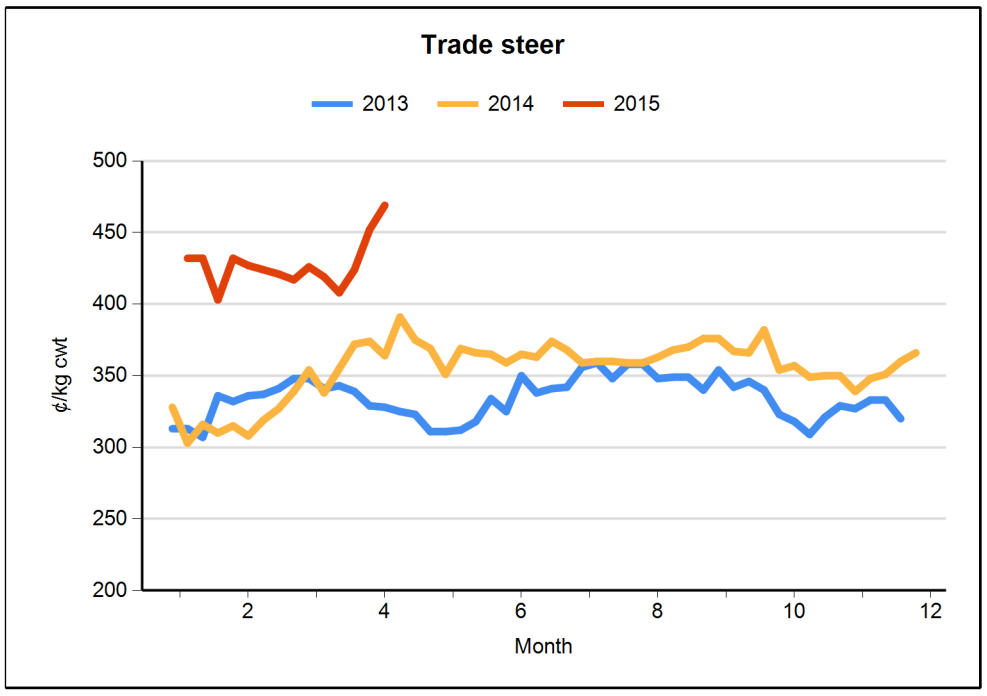

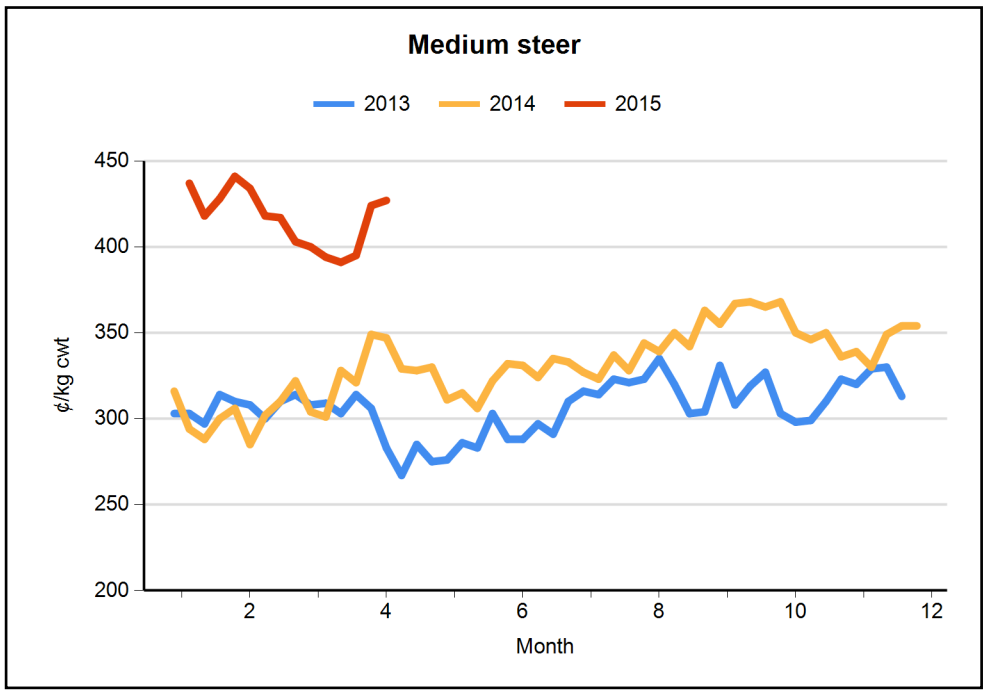

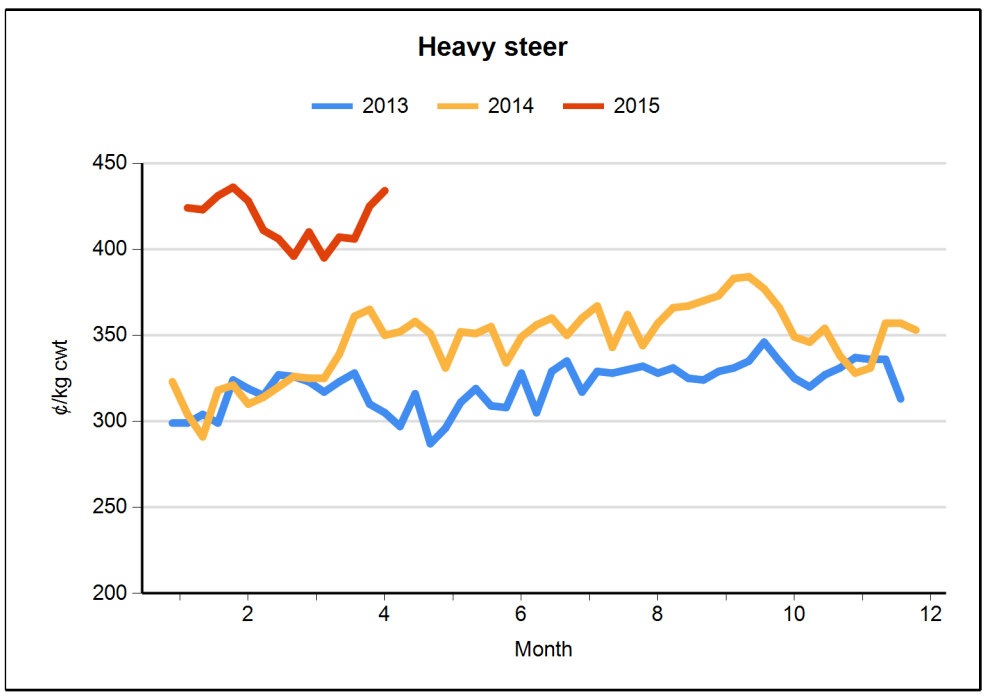

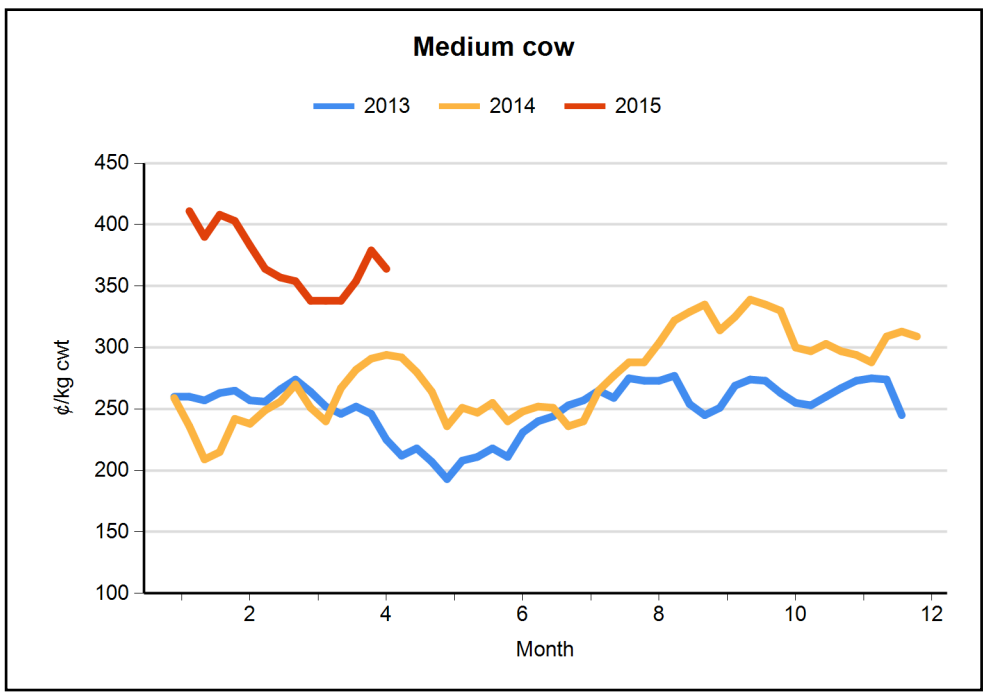

All use of MLA publications, reports and information is subject to MLA's Market Report and Information Terms of Use. Please read our terms of use carefully and ensure you are familiar with its content.

Meat & Livestock Weekly
Sheep and Lamb Indicators
Thursday, April 16, 2015

Eastern States Trade Lamb Indicator (¢/kg cwt)	16 Apr 2015	9 Apr 2015	17 Apr 2014
ESTLI	**524**	543	nq

National saleyard sheep and lamb indicators (¢/kg cwt)		TW	LW	LY
Restocker/feeder lamb ($/head)	0-18kg	**73**	81	71
Merino lamb	16-22kg	**477**	490	513
Light lamb	12-18kg	**495**	517	527
Trade lamb	18-22kg	**520**	538	574
Heavy lamb	22+kg	**528**	546	604
Mutton	18-24kg	**358**	342	346

National OTH sheep and lamb indicators (¢/kg cwt)		TW	LW	LY
Medium trade lamb	18-20kg	**532**	526	553
Heavy trade lamb	20-22kg	**534**	528	553
Heavy lamb	22-24kg	**533**	528	552
Mutton	18-24kg	**319**	312	293

State saleyard sheep and lamb indicators (¢/kg cwt)		Vic			NSW			SA			WA			Tas		
		TW	LW	LY	TW	LW	LY	TW	LW	LY	TW	LW	LY	TW	LW	LY
Restocker lamb ($/head)	0-18kg	**71**	78	78	**79**	92	84	**91**	82	86	**66**	56	54	**71**	72	47
Merino lamb	16-22kg	**448**	467	555	**487**	506	509	**438**	448	496	**502**	537	454	**nq**	nq	nq
Light lamb	12-18kg	**514**	530	540	**491**	528	526	**466**	482	529	**482**	501	469	**498**	491	512
Trade lamb	18-22kg	**519**	536	589	**528**	551	597	**513**	527	534	**500**	504	461	**529**	499	517
Heavy lamb	22+kg	**521**	536	625	**536**	555	605	**502**	523	586	**504**	495	481	**527**	499	535
Mutton	18-24kg	**366**	350	405	**375**	382	363	**311**	307	344	**326**	280	247	**350**	324	380

Over-the-hooks sheep and lamb indicators (¢/kg cwt)		Vic			NSW			SA			WA			Tas		
		TW	LW	LY	TW	LW	LY	TW	LW	LY	TW	LW	LY	TW	LW	LY
Medium trade lamb	18-20kg	**550**	540	580	**525**	519	568	**540**	nq	573	**525**	525	510	**520**	520	535
Heavy trade lamb	20-22kg	**550**	540	580	**535**	529	568	**540**	nq	573	**525**	525	510	**520**	520	535
Heavy lamb	22-24kg	**550**	540	573	**527**	520	566	**540**	nq	573	**520**	520	507	**530**	530	540
Mutton	18-24kg	**330**	328	317	**323**	314	313	**335**	nq	307	**285**	285	217	**320**	320	310

Live export price quotes (A$/head)		TW	LW	LY
Live wether	Muchea	**99**	93	nq

All use of MLA publications, reports and information is subject to MLA's Market Report and Information Terms of Use. Please read our terms of use carefully and ensure you are familiar with its content.

Meat & Livestock Weekly
Sheep and Lamb Indicators
Thursday, April 16, 2015

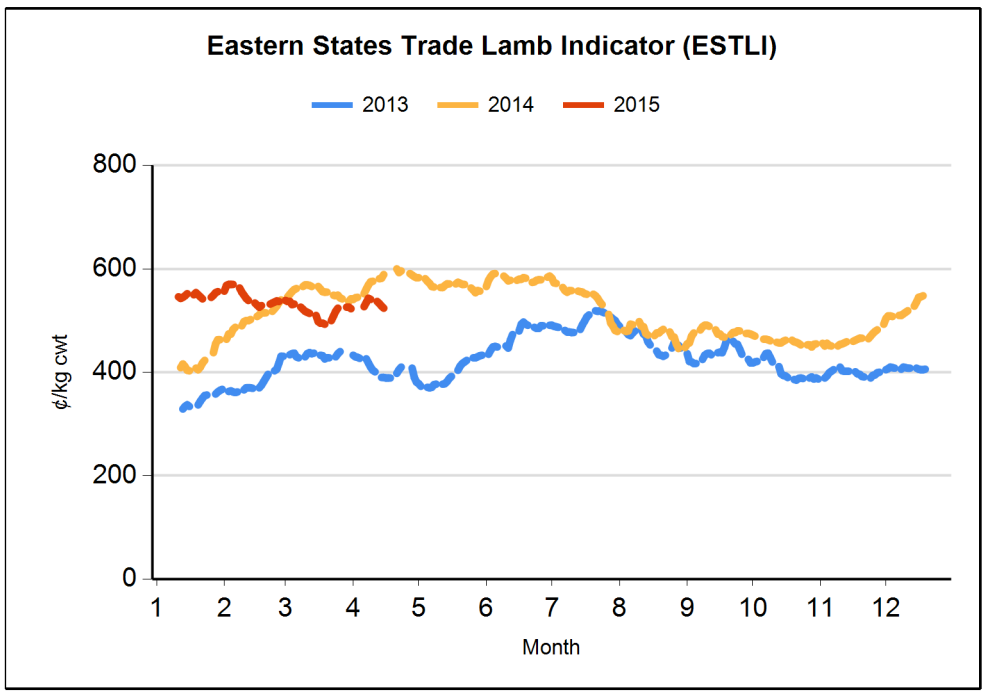

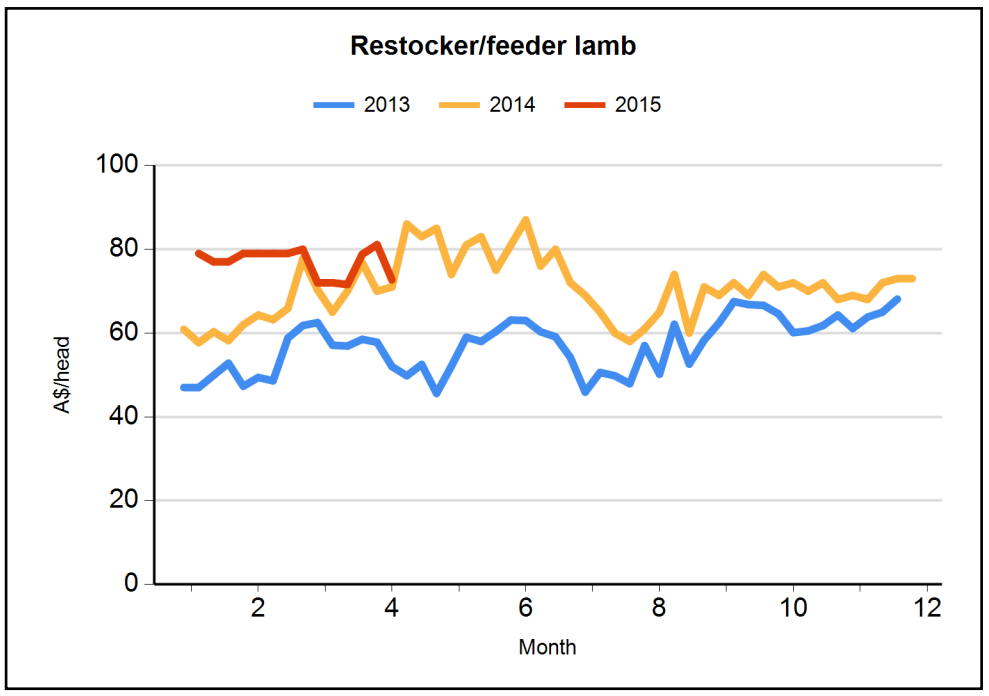

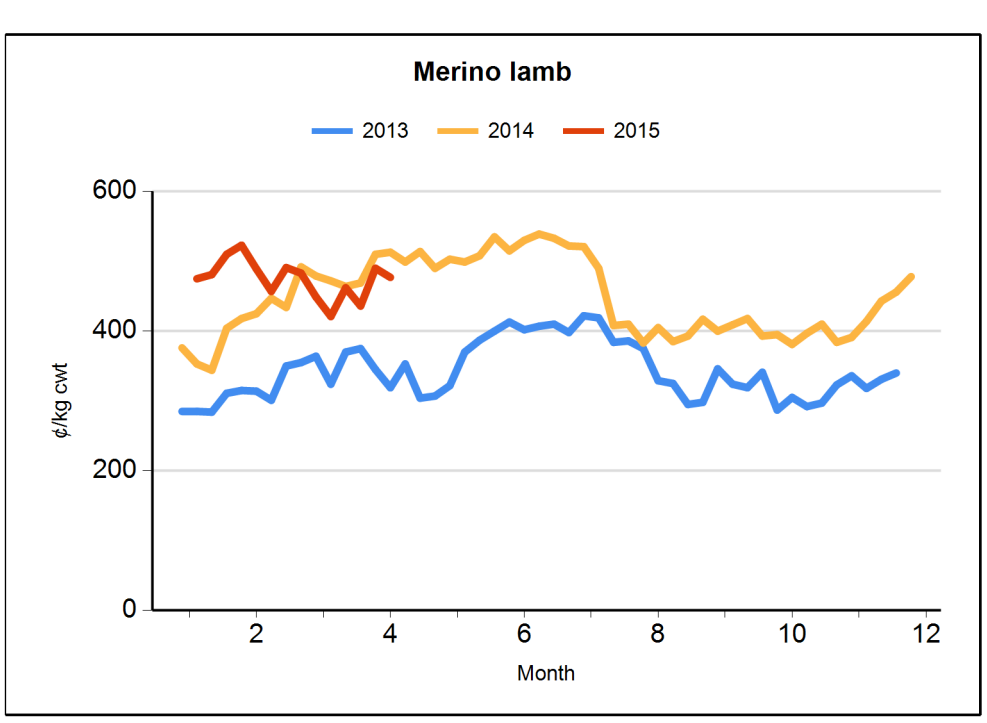

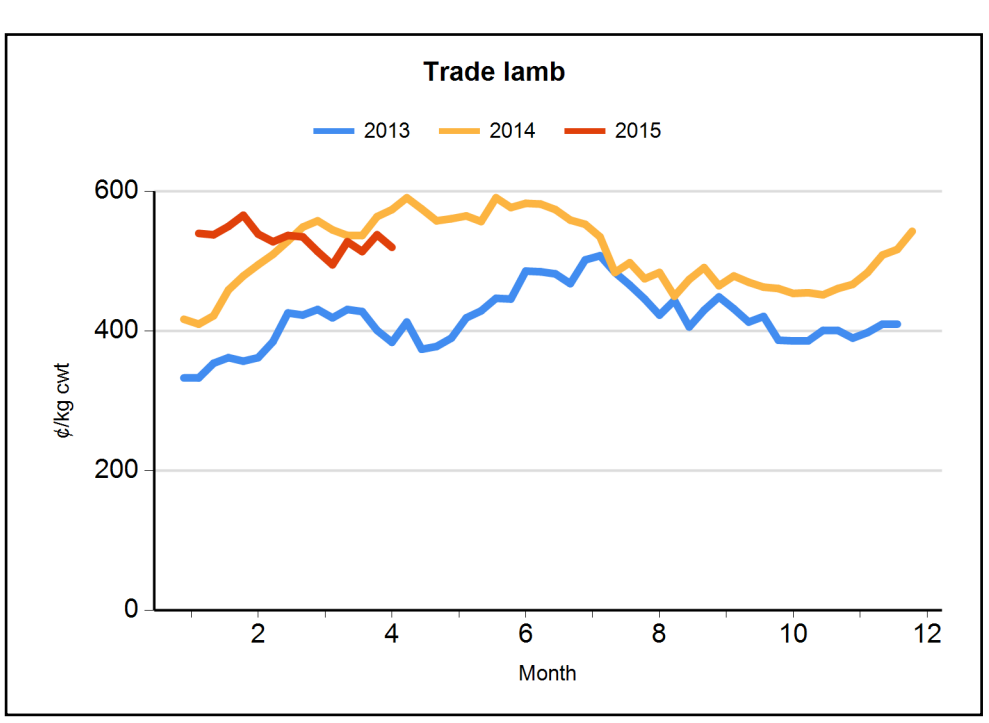

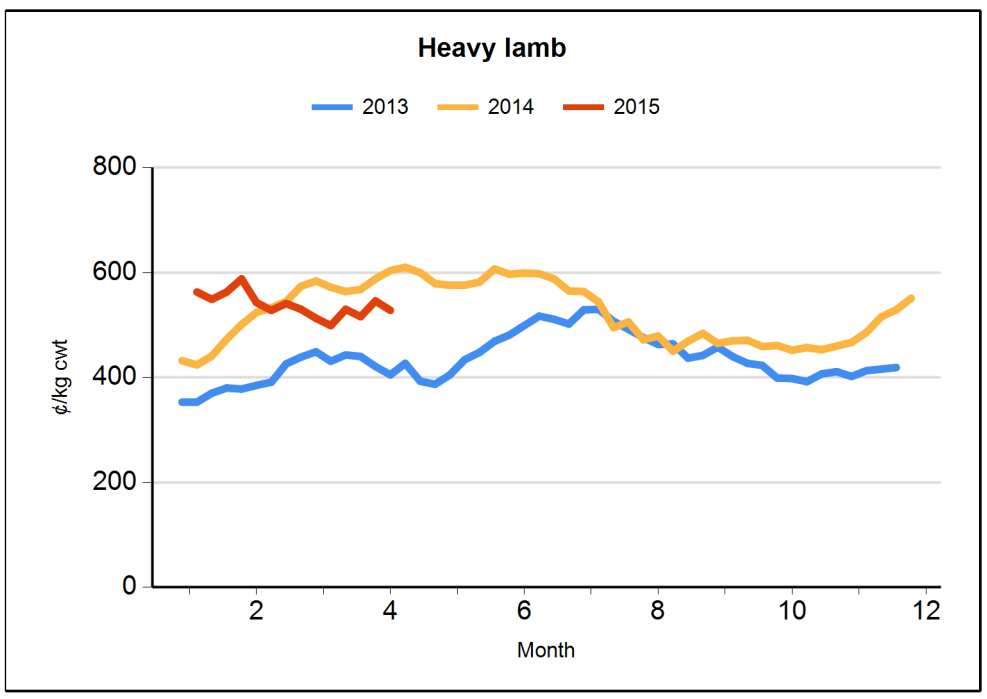

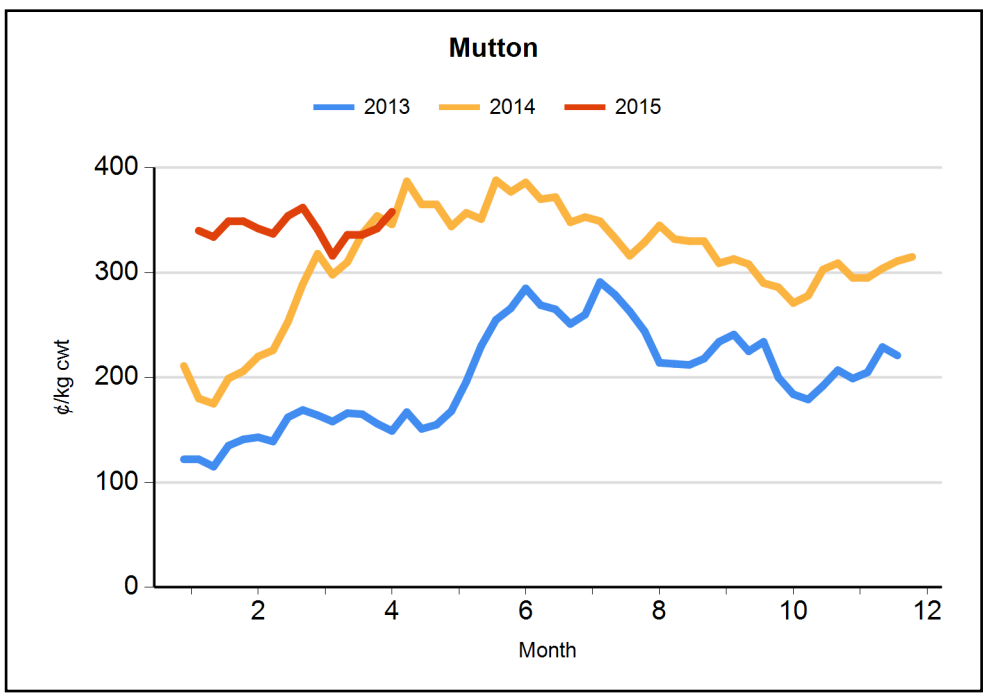

All use of MLA publications, reports and information is subject to MLA's Market Report and Information Terms of Use. Please read our terms of use carefully and ensure you are familiar with its content.

Meat & Livestock Weekly
Slaughter and yardings
Thursday, April 16, 2015

Cattle movements

Cattle slaughter	for w/e	10/04/2015	TW	LW	LY
Queensland		Cattle	**67,054**	63,391	79,386
		Calves	**277**	377	518
NSW		Cattle	**33,900**	35,473	38,679
		Calves	**2,800**	3,773	3,218
Victoria		Cattle	**27,444**	26,671	29,823
		Calves	**6,119**	5,659	6,319
SA		Cattle	**8,330**	6,977	8,743
		Calves	**100**	152	90
Tasmania		Cattle	**4,024**	3,954	5,223
		Calves	**1,690**	1,161	1,503

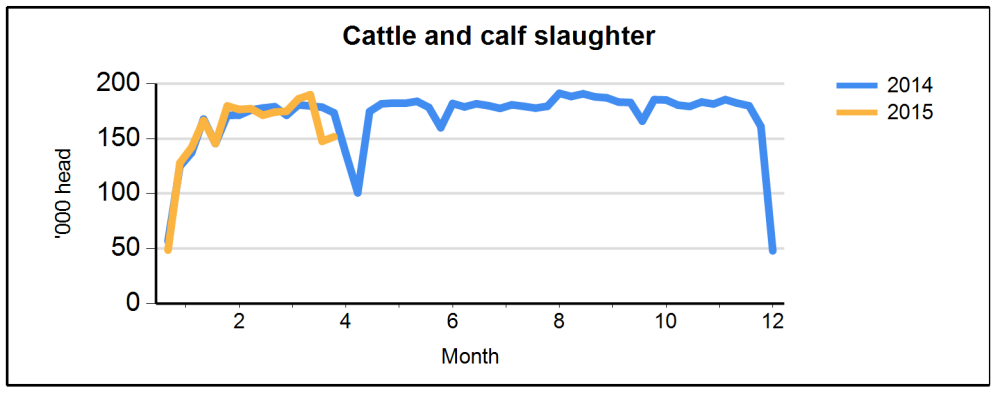

Cattle saleyard throughput	for w/e	16/04/2015	TW	LW	LY
Queensland		Cattle	**24,901**	9,110	10,232
NSW		Cattle	**29,174**	12,492	13,993
Victoria		Cattle	**19,850**	11,581	11,434
SA		Cattle	**4,015**	2,095	2,193
WA		Cattle	**2,626**	1,430	1,140
Tasmania		Cattle	**285**	96	102

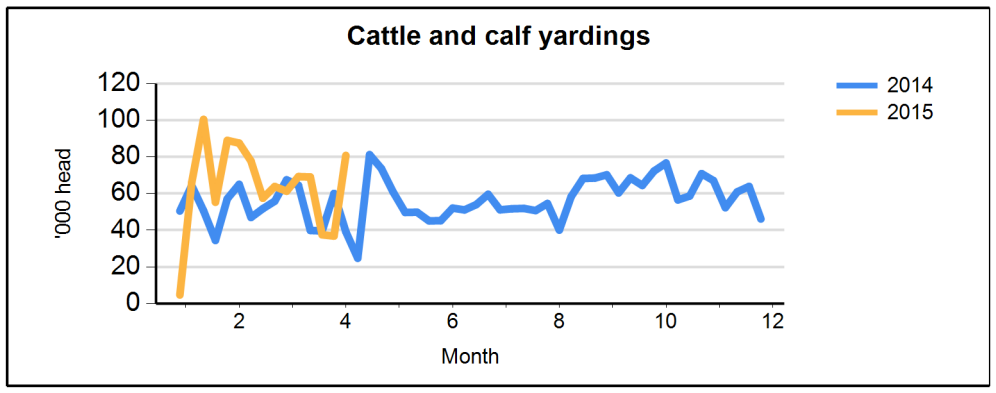

Sheep and lamb movements

Sheep and lamb slaughter	for w/e	10/04/2015	TW	LW	LY
Victoria		Lambs	**167,221**	167,736	165,341
		Sheep	**38,066**	39,868	62,711
NSW		Lambs	**83,375**	87,325	72,422
		Sheep	**28,146**	39,997	49,083
SA		Lambs	**68,762**	65,980	71,097
		Sheep	**15,336**	20,809	34,673
Queensland		Lambs	**4,835**	4,379	25,549
		Sheep	**7,866**	6,185	56
Tasmania		Lambs	**12,100**	13,635	14,480
		Sheep	**4,158**	4,823	6,468

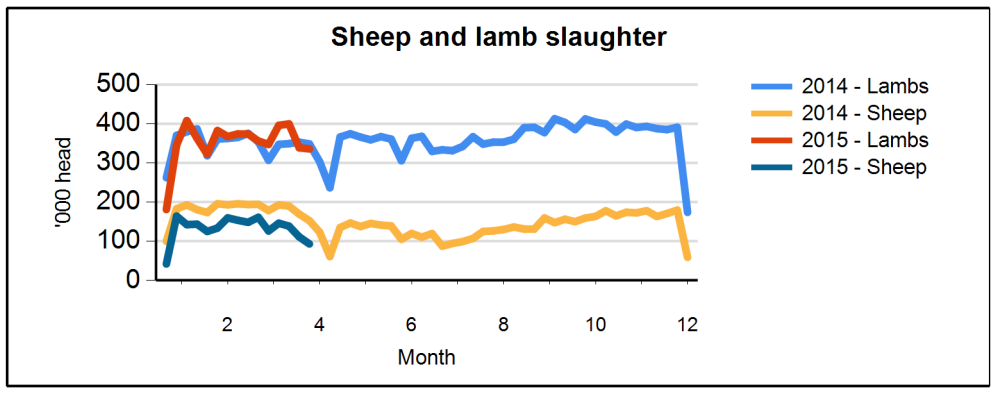

Sheep and lamb saleyard throughput	for w/e	16/04/2015	TW	LW	LY
Victoria		Lambs	**72,793**	42,557	38,266
		Sheep	**22,608**	13,096	11,538
NSW		Lambs	**100,311**	63,019	52,360
		Sheep	**35,957**	18,029	24,719
SA		Lambs	**18,534**	10,944	19,253
		Sheep	**3,202**	1,874	5,427
WA		Lambs	**16,598**	8,858	12,000
		Sheep	**20,123**	13,829	17,000
Tasmania		Lambs	**1,100**	475	760
		Sheep	**1,400**	350	1,650

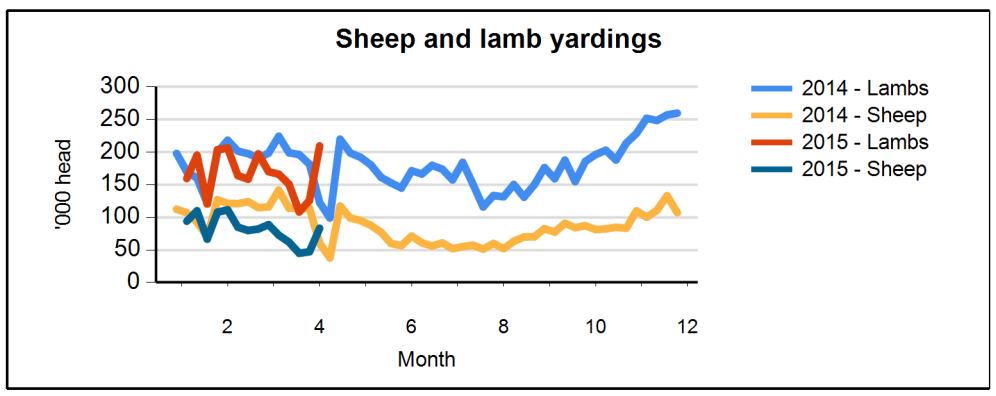

Goat movements

Cattle slaughter	for w/e	10/04/2015	TW	LW	LY
Queensland		Goats	**14,661**	13,542	12,564
NSW		Goats	**2,381**	2,070	4,584
Victoria		Goats	**10,229**	15,071	13,736
SA		Goats	**7,662**	3,973	6,309
Tasmania		Goats	**nq**	nq	nq

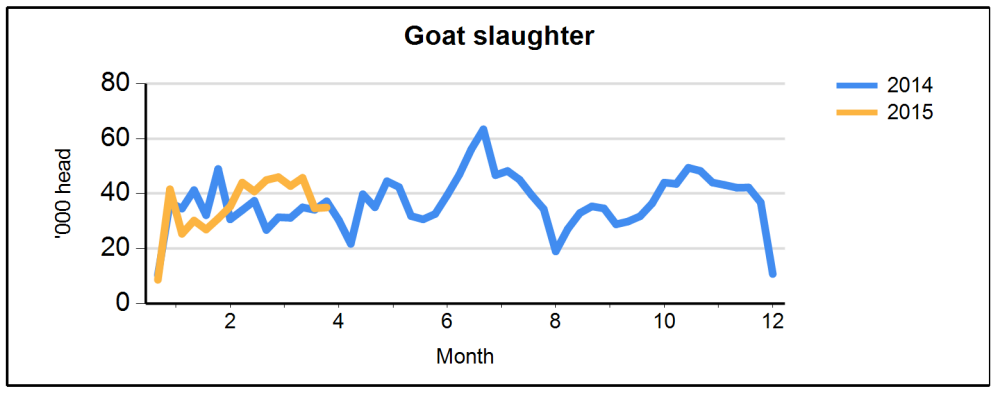

All use of MLA publications, reports and information is subject to MLA's Market Report and Information Terms of Use. Please read our terms of use carefully and ensure you are familiar with its content.

Meat & Livestock Weekly
General Statistics
Thursday, April 16, 2015

Over-the-hooks goat indicators (A¢/kg cwt)	TW	LF	LY
8.1-10kg	**413**	408	274
10.1-12kg	**407**	404	277
12.1-16kg	**407**	404	277
16.1-20kg	**403**	401	277
20.1kg+	**407**	404	277

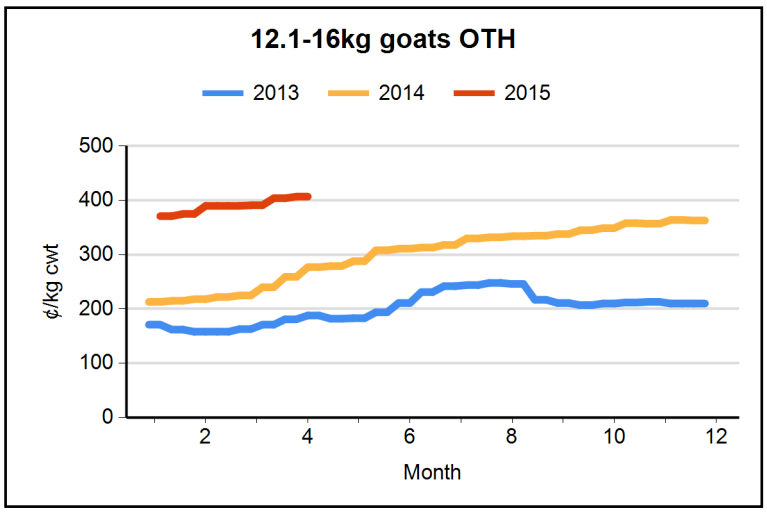

Skin indicators				
Lambs		**TW**	**LW**	**LY**
2" +	16.1 - 20kg	**238**	nq	625
	20.1 - 24kg	**500**	nq	769
	24.1kg +	**600**	nq	869
1" - 2"	16.1 - 20kg	**163**	nq	650
	20.1 - 24kg	**425**	nq	813
	24.1kg +	**525**	nq	838
0.5" - 1"	16.1 - 20kg	**100**	nq	325
	20.1 - 24kg	**167**	nq	513
	24.1kg +	**250**	nq	575
New Season	16.1 - 20kg	**300**	nq	550
	20.1 - 24kg	**450**	nq	700
	24.1kg +	**575**	nq	1025
Merino sheep (average 25 micron)				
1.5" - 2"	16.1 - 20kg	**600**	nq	700
	20.1 - 24kg	**600**	nq	825
	24.1kg +	**900**	nq	925

Eastern Market Wool Indicator (A¢/kg)	TW	LW	LY
AWEX E.M.I	**1125**	nq	1048
Source: Australian Wool Exchange Ltd			

Fodder prices	Cereal			Lucerne			Straw			Pasture		
(A$/tonne)	**TW**	**LW**	**LY**	**TW**	**LW**	**LY**	**TW**	**LW**	**LY**	**TW**	**LW**	**LY**
Darling Downs	**365**	365	425	**475**	475	525	**190**	190	225	**300**	300	nq
Central West NSW	**235**	235	325	**345**	345	425	**nq**	nq	145	**nq**	nq	nq
Goulburn Valley	**200**	200	220	**300**	300	350	**100**	100	100	**160**	160	175
South East SA	**240**	240	190	**325**	325	300	**110**	110	115	**200**	200	150
South West WA	**170**	170	160	**500**	500	525	**100**	100	105	**165**	165	150
Source: Dairy Australia												

Tallow (A$/tonne, delivered in store)	TW	LW	LY
Prime - Melbourne	**nq**	680	nq
Prime - Brisbane	**nq**	680	940
Bleachable fancy	**nq**	650	nq
Source: Trade			

Grain prices (A$/tonne)			
Darling Downs	**TW**	**LW**	**LY**
Wheat	**322**	322	369
Barley	**314**	310	352
Sorghum	**295**	288	330
Riverina			
Wheat	**281**	285	291
Barley	**273**	268	257
Source: Profarmer Australia			

PLEASE NOTE
US imported beef prices are now reported only in CIF terms.
They are no longer converted to FAS terms.
For a full dataset from January 2000 to today
CLICK HERE

US imported beef prices (CIF)		TW	LW	LY
Bull 95CL	US¢/lb	**257.0**	257.0	219.8
	A¢/kg	**742.1**	740.0	517.1
Cow 90CL	US¢/lb	**237.5**	239.0	206.5
	A¢/kg	**685.8**	688.2	485.9
CC/CF 85CL	US¢/lb	**216.5**	219.0	191.0
	A¢/kg	**625.1**	630.6	449.4
Shank 90CL	US¢/lb	**234.0**	233.5	207.5
	A¢/kg	**675.7**	672.3	488.3
Trim 85CL	US¢/lb	**214.5**	217.5	189.5
	A¢/kg	**619.3**	626.3	445.9
Trim 80CL	US¢/lb	**185.5**	187.0	180.0
	A¢/kg	**535.6**	538.4	423.6
Trim 75CL	US¢/lb	**165.0**	165.5	165.5
	A¢/kg	**476.4**	476.5	389.4
Trim 65CL	US¢/lb	**144.5**	146.5	137.0
	A¢/kg	**417.2**	421.8	322.4
Outside flats	US¢/lb	**272.5**	272.5	nq
	A¢/kg	**786.8**	784.6	nq
Knuckles	US¢/lb	**282.5**	282.5	254.0
	A¢/kg	**815.7**	813.4	597.7
Inside cap off	US¢/lb	**325.5**	326.5	277.5
	A¢/kg	**939.9**	940.1	653.0
Source: Steiner Consulting Group				

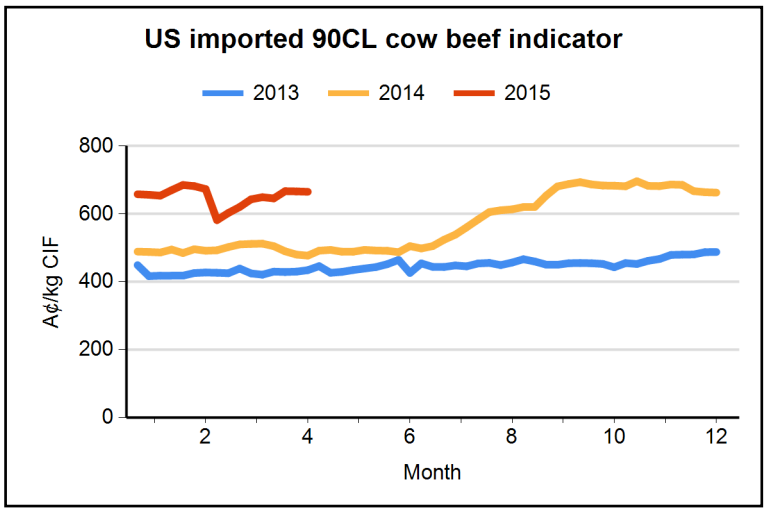

All use of MLA publications, reports and information is subject to MLA's Market Report and Information Terms of Use. Please read our terms of use carefully and ensure you are familiar with its content.