

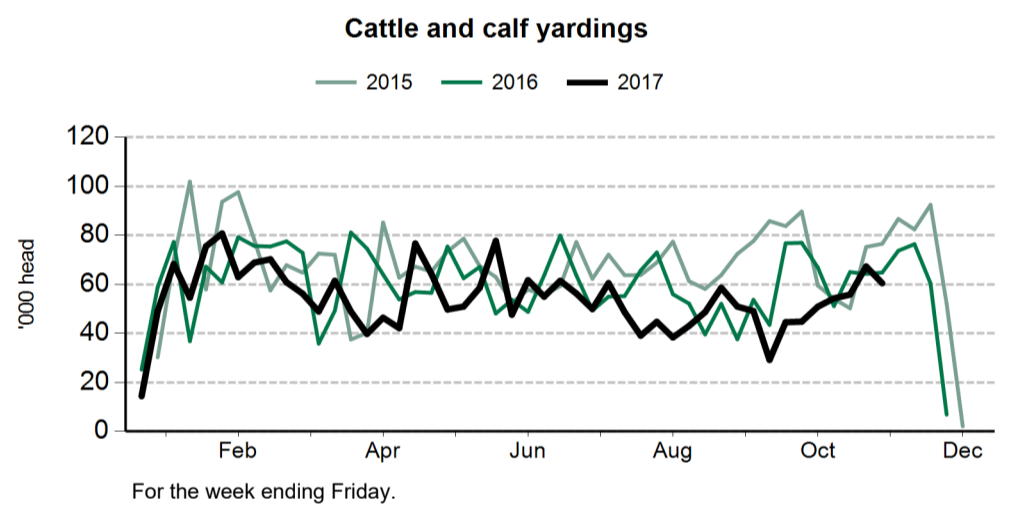
The following weekly statistical summary includes the following information:

- **Livestock movements**.....pages 1-2
 - Cattle yardings
 - Sheep yardings
 - Cattle slaughter
 - Sheep, lamb and goat slaughter
- **Cattle price indicators**.....pages 3-4
 - Saleyard indicators
 - Over-the-hook indicators
 - Live export indicators
- **Sheep and lamb indicators**.....pages 5-6
 - Saleyard indicators
 - Over-the-hook indicators
 - Live export indicators
- **General statistics**.....page 7
 - Over-the-hook goat indicators
 - Skin price indicators
 - Weekly US imported beef indicators
- **International statistics (published in the first week of each month)**.....pages 8-12

Cattle movements

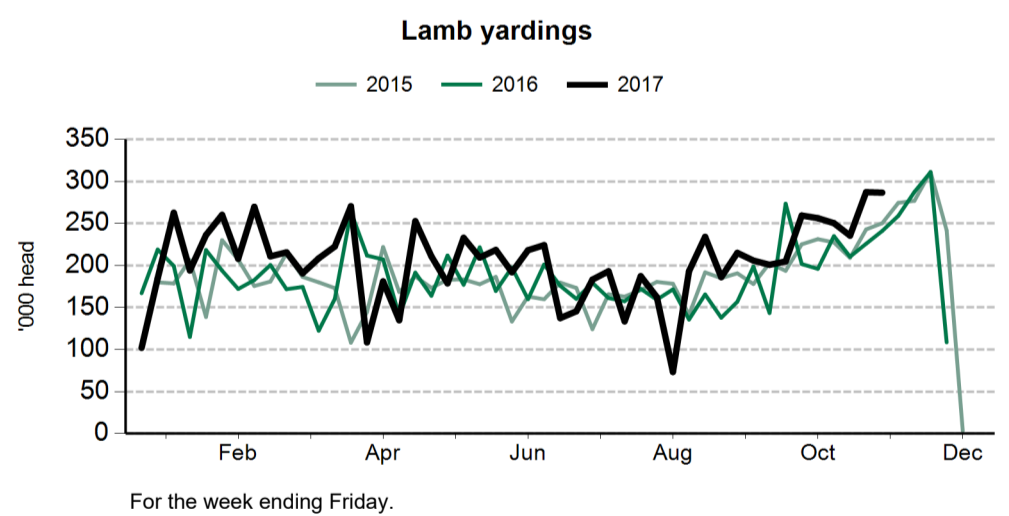
Cattle saleyard throughput		24 Nov 2017	17 Nov 2017	25 Nov 2016
Queensland	Cattle	17,581	20,586	17,694
NSW	Cattle	25,194	26,935	20,484
Victoria	Cattle	10,694	11,888	10,358
SA	Cattle	2,087	3,364	4,318
WA	Cattle	4,782	4,417	5,350
Tasmania	Cattle	110	80	158

Cattle slaughter		24 Nov 2017	17 Nov 2017	25 Nov 2016
Queensland	Cattle	64,984	64,676	67,411
	Calves	138	198	283
NSW	Cattle	31,829	31,431	30,681
	Calves	1,462	1,433	1,235
Victoria	Cattle	22,522	21,968	21,585
	Calves	1,058	1,410	872
SA	Cattle	7,335	7,301	8,196
	Calves	14	nq	18
Tasmania	Cattle	4,535	4,640	4,145
	Calves	141	142	198

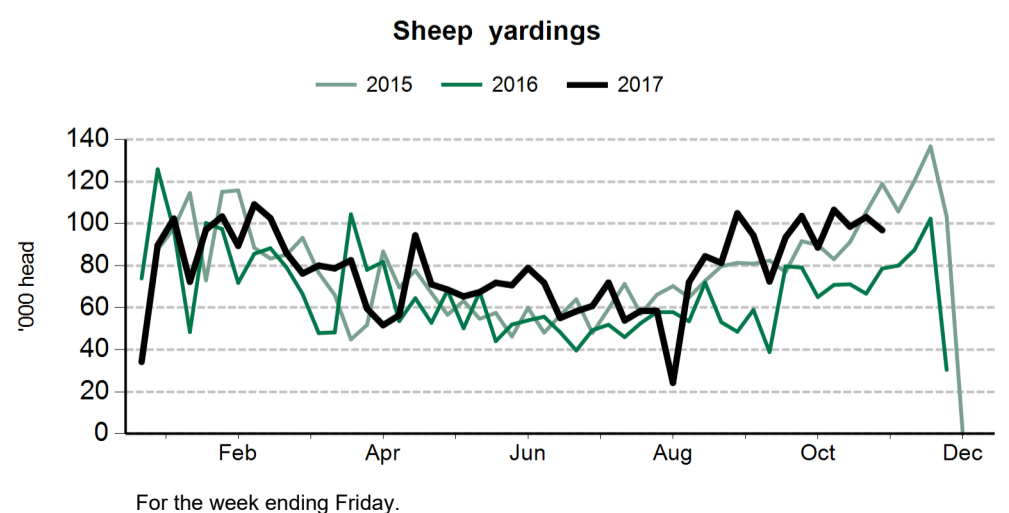


Smallstock movements

Sheep and lamb saleyard throughput		24 Nov 2017	17 Nov 2017	25 Nov 2016
NSW	Lambs	106,650	99,595	81,740
	Sheep	40,800	53,999	31,824
Victoria	Lambs	123,659	120,890	109,777
	Sheep	30,445	25,170	23,191
SA	Lambs	40,259	52,251	38,652
	Sheep	5,362	3,881	7,943
WA	Lambs	15,214	14,000	10,186
	Sheep	19,464	18,577	14,542
Tasmania	Lambs	850	500	750
	Sheep	800	1,470	1,150

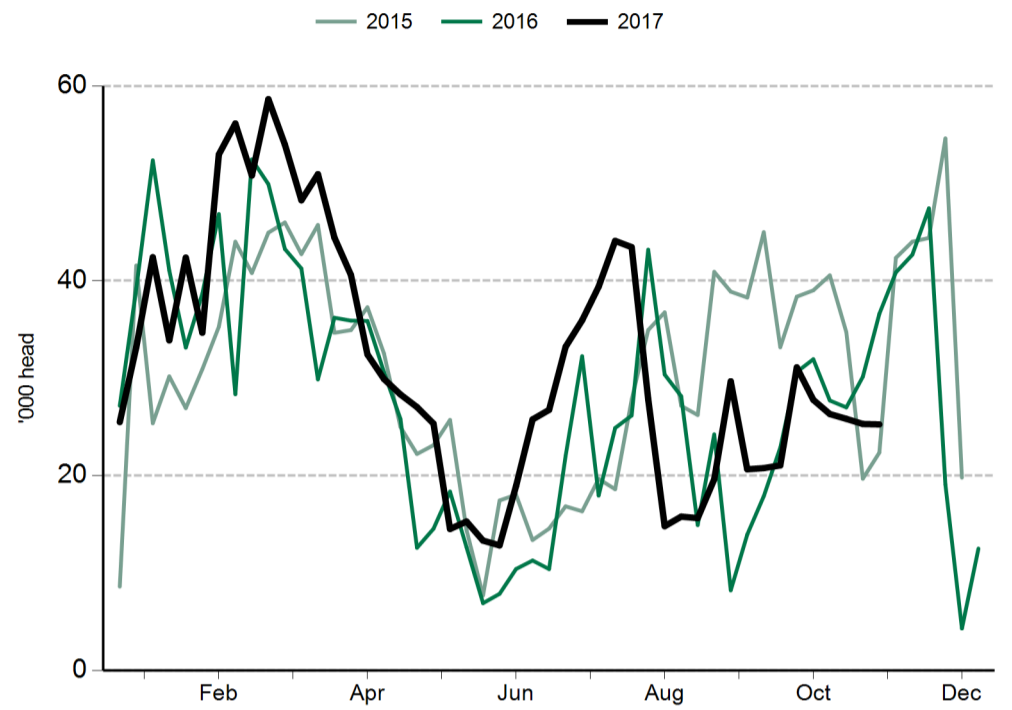


Sheep and lamb slaughter		24 Nov 2017	17 Nov 2017	25 Nov 2016
Victoria	Lambs	205,615	211,248	187,975
	Sheep	46,991	48,559	37,157
NSW	Lambs	104,436	97,339	113,402
	Sheep	50,130	50,406	38,822
SA	Lambs	79,139	79,759	77,607
	Sheep	23,934	26,868	26,114
Queensland	Lambs	125	111	120
	Sheep	2,167	3,870	105
Tasmania	Lambs	9,852	7,832	10,606
	Sheep	1,925	2,441	1,559

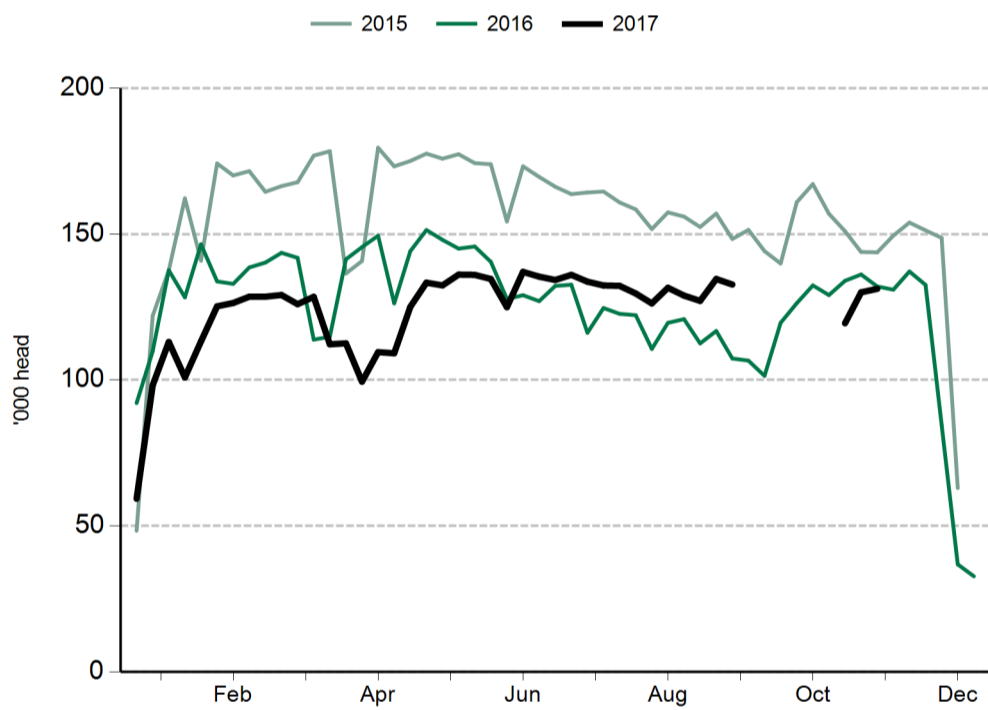


Goat slaughter		24 Nov 2017	17 Nov 2017	25 Nov 2016
Queensland	Goats	8,348	8,621	10,244
NSW	Goats	1,246	1,745	1,105
Victoria	Goats	7,691	8,425	19,456
SA	Goats	7,962	6,501	5,809
Tasmania	Goats	nq	nq	nq

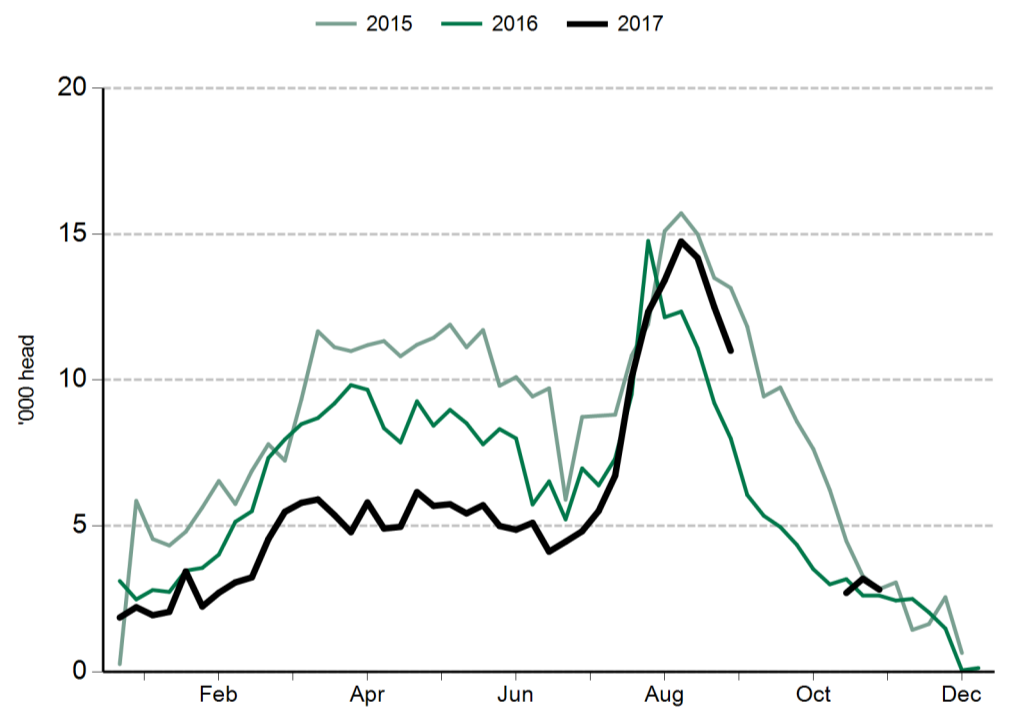
Goat slaughter



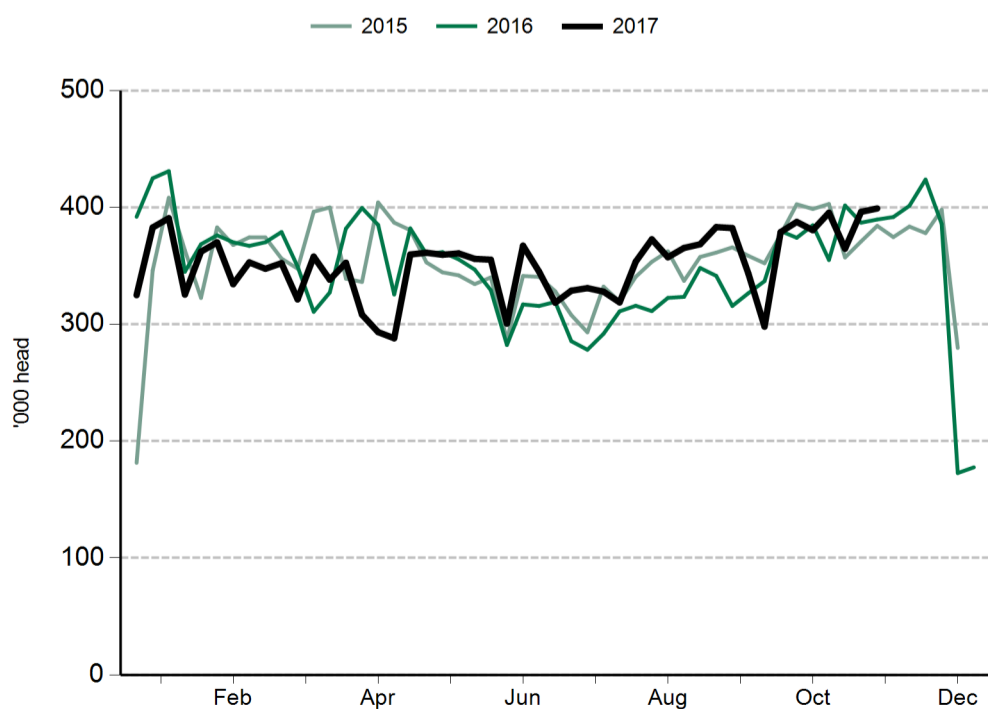
Cattle slaughter



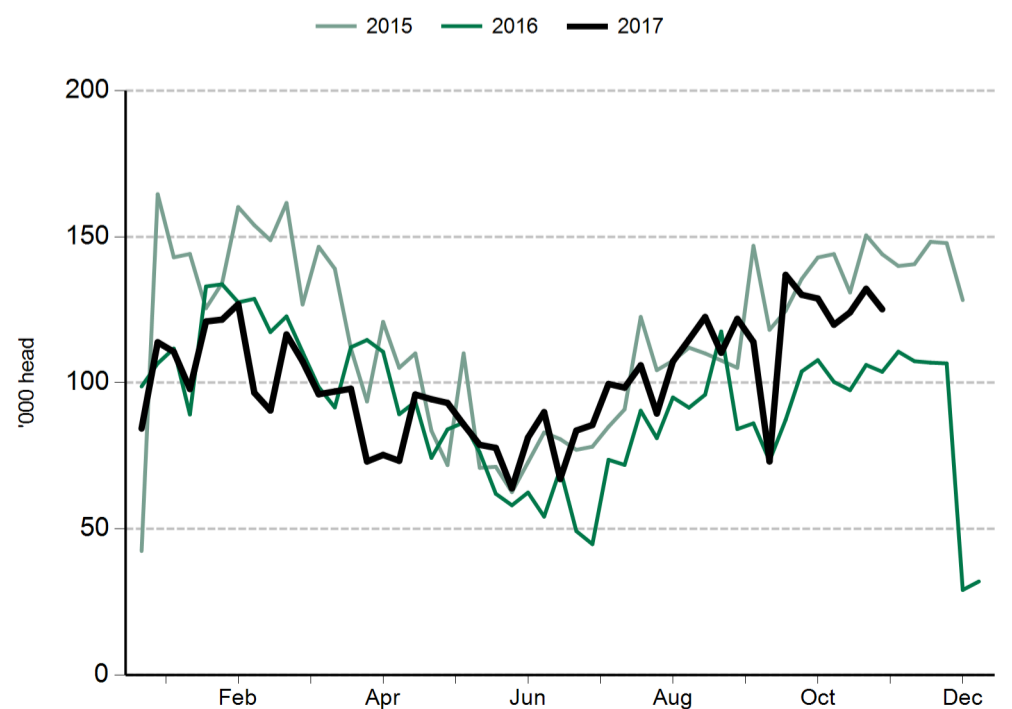
Calf slaughter



Lamb slaughter



Sheep slaughter



Cattle prices

National saleyard indicators	Live weight	Muscle/Fat	Unit	28 Nov 2017	21 Nov 2017	29 Nov 2016
Restocker Steer	200-280kg	C2	¢/kg lwt	360	356	384
Feeder Steer	330-400kg	C2	¢/kg lwt	313	310	346
Vealer Steer	280-330kg	C2	¢/kg lwt	321	322	373
			¢/kg cwt	616	617	715
Trade Steer	330-400kg	C3	¢/kg lwt	295	304	335
			¢/kg cwt	549	566	619
Medium Steer	400-500kg	C3	¢/kg lwt	289	284	308
			¢/kg cwt	535	523	577
Heavy Steer	500-600kg	C4	¢/kg lwt	273	281	302
			¢/kg cwt	501	512	561
Medium Cow	400-520kg	D3	¢/kg lwt	220	222	230
			¢/kg cwt	454	459	472
Eastern Young Cattle Indicator (EYCI)			¢/kg cwt	582.75	576.75	642.25

Eastern states OTH indicators	Carcass weight	Muscle	Unit	1 Dec 2017	24 Nov 2017	2 Dec 2016
Trade steer	240-260kg	A-C	¢/kg cwt	470	469	540
Medium steer	260-280kg	A-C	¢/kg cwt	481	479	533
Heavy steer	300-400kg	A-C	¢/kg cwt	490	487	542
Medium cow	260-280kg	A-E	¢/kg cwt	406	403	446
MSA trade steer	240-260kg	A-C	¢/kg cwt	497	501	557

Feeder cattle indicators - paddock sales	Unit	24 Nov 2017	17 Nov 2017	25 Nov 2016
Domestic				
Steers 280-350kg	¢/kg lwt	317	317	349
Heifers 280-350kg	¢/kg lwt	300	299	329
Export				
Shortfed 100-120 DOF	¢/kg lwt	296	299	337
Mediumfed 120-220 DOF	¢/kg lwt	320	318	346
Longfed 220+ DOF	¢/kg lwt	320	318	353

State saleyard indicators				Queensland			NSW			Victoria			SA			Tasmania		
Category	Live weight	Muscle/Fat	Unit	28 Nov 2017	21 Nov 2017	29 Nov 2016	28 Nov 2017	21 Nov 2017	29 Nov 2016	28 Nov 2017	21 Nov 2017	29 Nov 2016	28 Nov 2017	21 Nov 2017	29 Nov 2016	28 Nov 2017	21 Nov 2017	29 Nov 2016
Restocker Steer	200-280kg	C2	¢/kg lwt	366	362	386	338	338	371	269	282	349	nq	nq	338	nq	nq	nq
Feeder Steer	330-400kg	C2	¢/kg lwt	318	312	347	311	311	347	287	288	325	294	nq	345	nq	nq	nq
Vealer Steer	280-330kg	C2	¢/kg lwt	321	343	352	325	325	390	309	305	355	303	302	351	nq	nq	nq
			¢/kg cwt	617	660	677	610	609	741	575	566	661	570	546	650	nq	nq	nq
Trade Steer	330-400kg	C3	¢/kg lwt	320	294	331	307	309	344	285	281	322	271	nq	334	268	306	318
			¢/kg cwt	582	534	602	565	567	634	531	507	600	534	nq	652	496	567	589
Medium Steer	400-500kg	C3	¢/kg lwt	298	291	308	286	279	306	280	265	305	272	277	314	nq	nq	302
			¢/kg cwt	543	531	562	540	523	578	522	482	569	504	503	605	nq	nq	559
Heavy Steer	500-600kg	C4	¢/kg lwt	276	288	302	272	270	304	267	273	299	nq	nq	nq	nq	nq	nq
			¢/kg cwt	503	523	545	501	494	569	497	513	555	nq	nq	nq	nq	nq	nq
Medium Cow	400-520kg	D3	¢/kg lwt	223	228	235	216	218	227	220	215	237	nq	nq	nq	199	nq	241
			¢/kg cwt	460	469	480	451	459	471	445	433	489	nq	nq	nq	415	nq	506

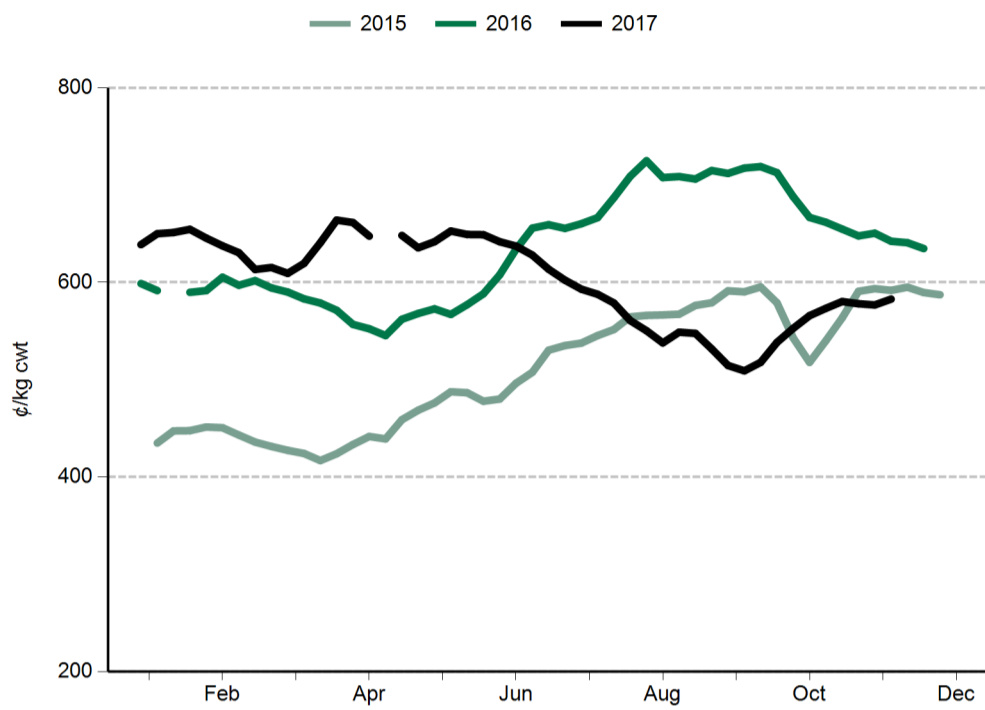
State over-the-hooks indicators				Queensland			NSW			Victoria			SA			Tasmania		
Category	Carcass weight	Muscle	Unit	1 Dec 2017	24 Nov 2017	2 Dec 2016	1 Dec 2017	24 Nov 2017	2 Dec 2016	1 Dec 2017	24 Nov 2017	2 Dec 2016	1 Dec 2017	24 Nov 2017	2 Dec 2016	1 Dec 2017	24 Nov 2017	2 Dec 2016
Trade steer	240-260kg	A-C	¢/kg cwt	492	492	529	474	474	537	486	480	555	nq	nq	nq	427	432	nq
Medium steer	260-280kg	A-C	¢/kg cwt	492	492	528	468	468	531	483	476	549	nq	nq	nq	nq	nq	522
Heavy steer	300-400kg	A-C	¢/kg cwt	502	502	539	478	478	541	489	482	556	nq	nq	nq	nq	nq	532
Medium cow	260-280kg	A-E	¢/kg cwt	424	424	459	395	395	443	409	403	438	404	399	452	397	397	437
MSA trade steer	240-260kg	A-C	¢/kg cwt	507	507	553	495	495	565	nq	nq	nq	490	500	553	nq	nq	nq

WA saleyard indicators	Unit	28 Nov 2017	21 Nov 2017	29 Nov 2016
WYCI	¢/kg cwt	585	572	680
Medium Steer	¢/kg lwt	271	258	303
Medium Cow	¢/kg lwt	194	173	188

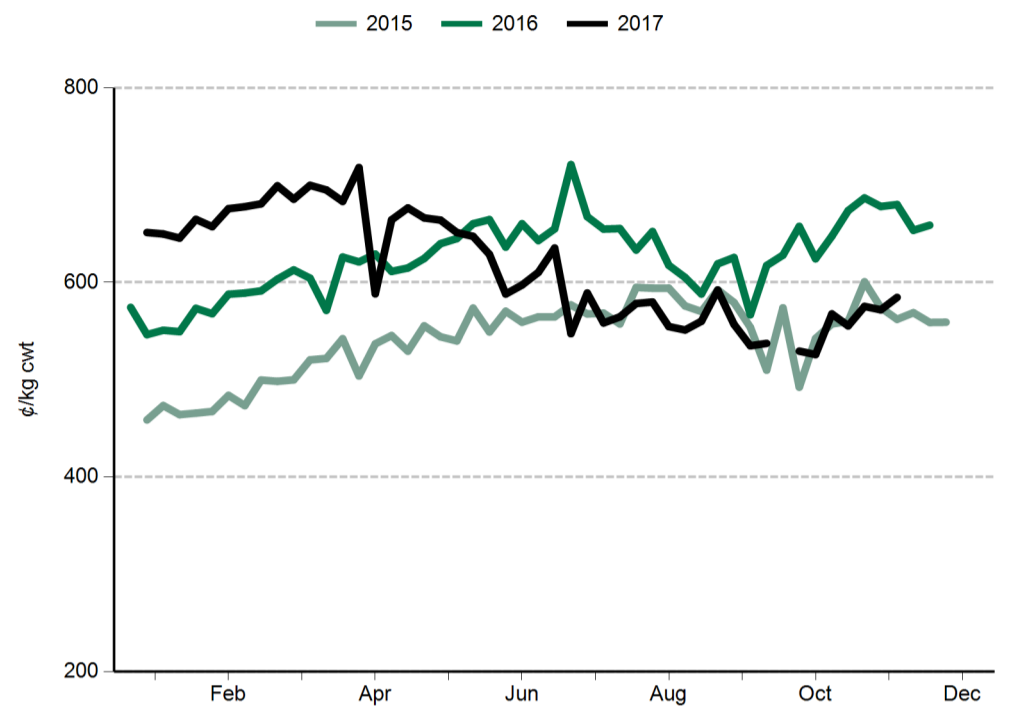
WA over-the-hooks indicators	Unit	1 Dec 2017	24 Nov 2017	2 Dec 2016
Grassfed yearling	¢/kg cwt	490	490	560
Grainfed yearling	¢/kg cwt	539	539	555
MSA yearling	¢/kg cwt	528	528	580

Live Export Price Quotes			Unit	24 Nov 2017	17 Nov 2017	25 Nov 2016
Light Steer	260 - 360 kg	Townsville	¢/kg lwt	320	320	325
	260 - 360 kg	Darwin	¢/kg lwt	330	330	370
Light Heifer	260 - 360 kg	Townsville	¢/kg lwt	290	290	300
	260 - 360 kg	Darwin	¢/kg lwt	305	305	350

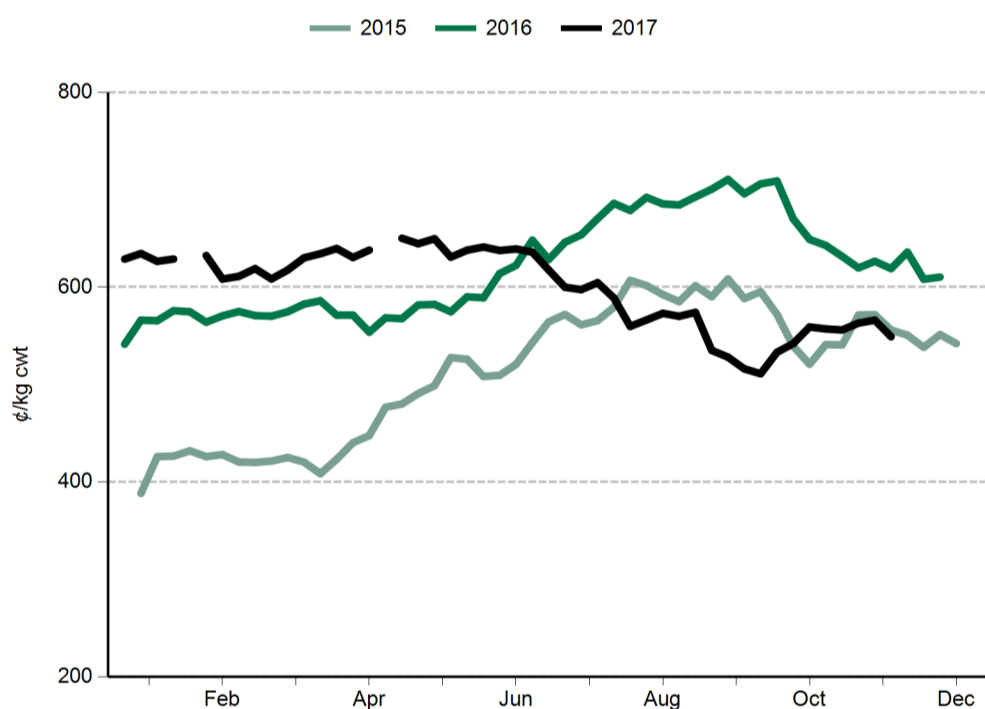
Eastern Young Cattle Indicator (EYCI)



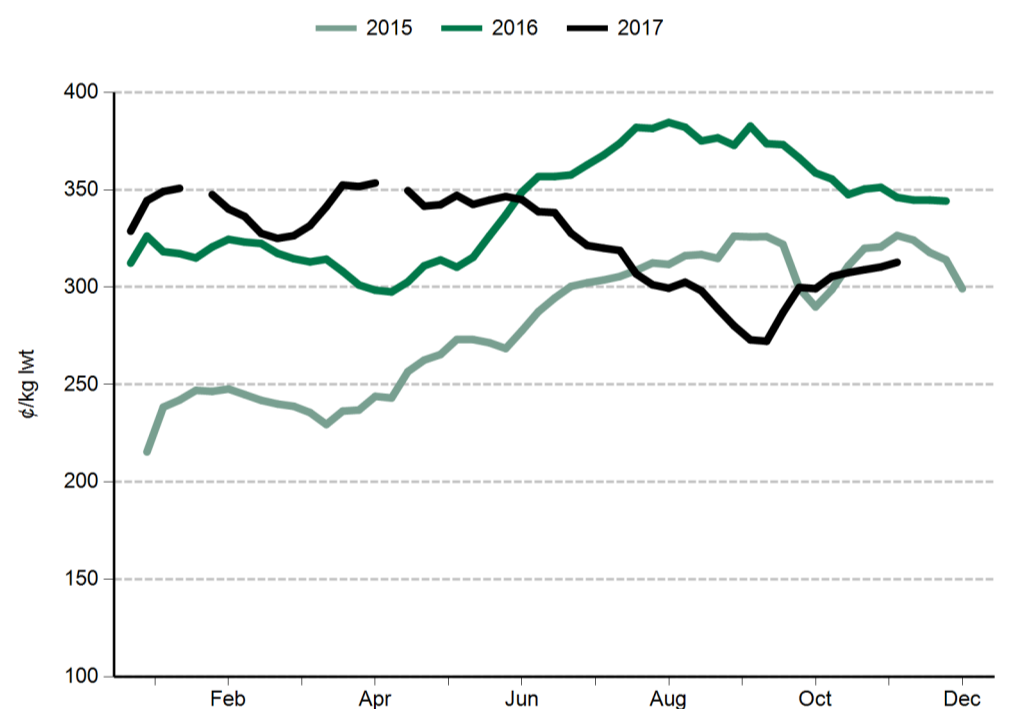
Western Young Cattle Indicator (WYCI)



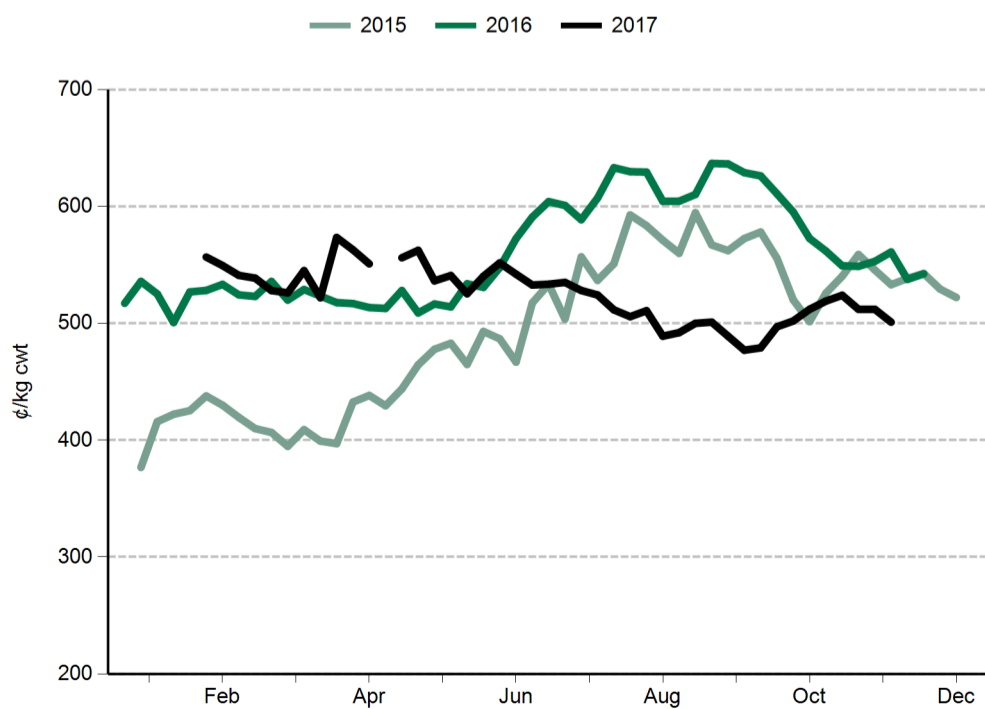
Trade steer



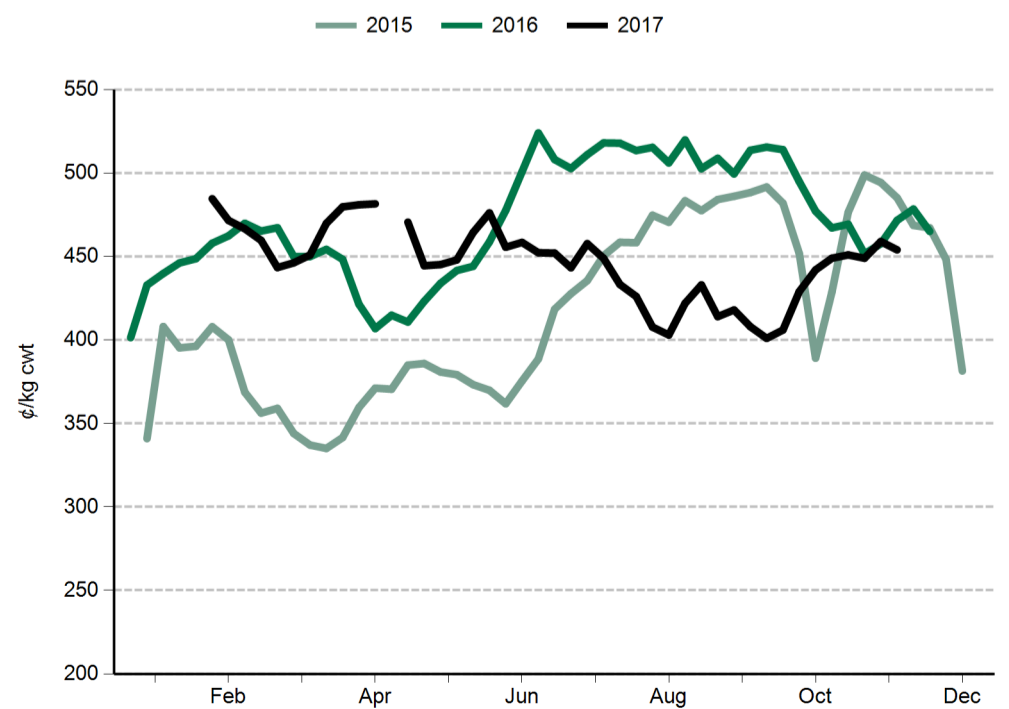
Feeder steer



Heavy steer



Medium cow



Sheep and lamb prices

Eastern States Trade Lamb Indicator (¢/kg cwt)	28 Nov 2017	21 Nov 2017	29 Nov 2016
ESTLI	617	600	526

National saleyard sheep and lamb indicators (¢/kg cwt)		28 Nov 2017	21 Nov 2017	29 Nov 2016
Merino lamb	16-22kg	567	548	503
Restocker/feeder lamb	0-18kg	678	650	608
Light lamb	12-18kg	635	609	563
Trade lamb	18-22kg	613	600	524
Heavy lamb	22+kg	611	596	517
Mutton	18-24kg	445	435	388

National OTH sheep and lamb indicators (¢/kg cwt)		1 Dec 2017	24 Nov 2017	2 Dec 2016
Medium trade lamb	18-20kg	616	621	514
Heavy trade lamb	20-22kg	616	621	528
Heavy lamb	22-24kg	617	621	527
Mutton	18-24kg	415	410	351

State saleyard sheep and lamb indicators (¢/kg cwt)		Victoria			NSW			SA			WA			Tasmania		
		28 Nov 2017	21 Nov 2017	29 Nov 2016	28 Nov 2017	21 Nov 2017	29 Nov 2016	28 Nov 2017	21 Nov 2017	29 Nov 2016	28 Nov 2017	21 Nov 2017	29 Nov 2016	28 Nov 2017	21 Nov 2017	29 Nov 2016
Merino lamb	16-22kg	545	559	465	580	549	523	537	523	508	477	nq	382	nq	nq	nq
Restocker/feeder lamb	0-18kg	668	670	571	699	613	650	655	709	637	508	540	546	691	672	636
Light lamb	12-18kg	638	626	563	637	572	575	652	627	602	539	569	515	600	635	nq
Trade lamb	18-22kg	612	600	518	626	616	542	590	574	529	578	575	473	582	603	518
Heavy lamb	22+kg	607	595	513	625	624	541	590	572	502	564	548	442	547	568	506
Mutton	18-24kg	471	470	419	460	442	390	345	351	409	358	361	288	433	426	395

Over-the-hooks sheep and lamb indicators (¢/kg cwt)		Victoria			NSW			SA			WA			Tasmania		
		1 Dec 2017	24 Nov 2017	2 Dec 2016	1 Dec 2017	24 Nov 2017	2 Dec 2016	1 Dec 2017	24 Nov 2017	2 Dec 2016	1 Dec 2017	24 Nov 2017	2 Dec 2016	1 Dec 2017	24 Nov 2017	2 Dec 2016
Medium trade lamb	18-20kg	607	615	527	635	638	518	607	610	497	563	550	460	nq	nq	500
Heavy trade lamb	20-22kg	607	615	527	635	638	534	607	610	523	563	550	460	nq	nq	500
Heavy lamb	22-24kg	610	615	525	635	638	533	607	610	523	570	560	460	nq	nq	500
Mutton	18-24kg	420	420	370	400	400	356	426	410	326	340	340	290	nq	nq	290

Live export price quotes (A\$/head)	28 Nov 2017	21 Nov 2017	29 Nov 2016	
Live wether	Muchea	113	112	91

Glossary:

cwt – carcase weight

lwt – live weight

OTH – over-the-hooks. Refers to the marketing of cattle/sheep/lambs directly from the farm to an abattoir where a producer is paid for the value of the carcase based on a sliding grid.

CIF – Cost, insurance, freight. The quoted price for the goods including freight and insurance costs delivered to final destination.

C&F – Cost and freight. Refers to the quoted price for the goods, including freight to the delivery point, but not insurance.

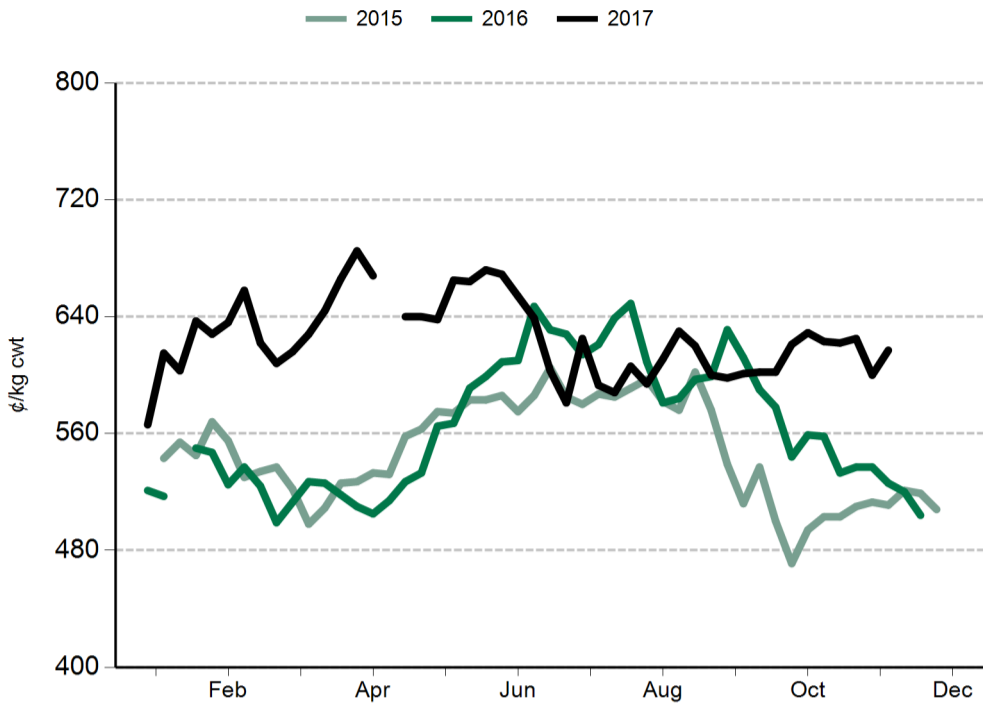
FAS – Free alongside ship. Refers to export price quotes where the seller is obliged to pay warehouse services, packing, inland freight and port charges, but not placement of goods onto the ship. The buyer is obliged to pay overseas freight, charges in foreign port, customs duties, quarantine and delivery to final destination. (See also 'FOB').

EYCI – Eastern Young Cattle Indicator. A seven day rolling average from 24 saleyards across NSW, Victoria and Queensland. It includes vealer and yearling heifers and steers, grade score C2 or C3, with live weight from 200kg.

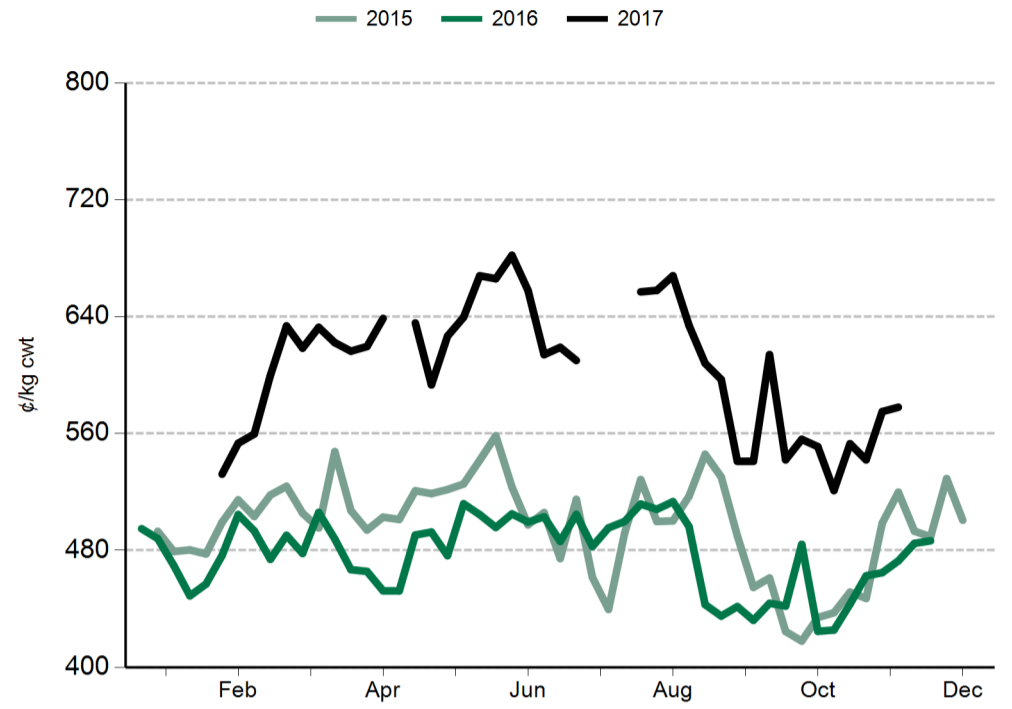
WYCI – Western Young Cattle Indicator. A benchmark of the value of young cattle in WA saleyards. It includes vealer and yearling heifers and steers, grade score C2 or C3, 200kg+ live weight.

All data is collected by MLA's NLRS, unless specified otherwise.

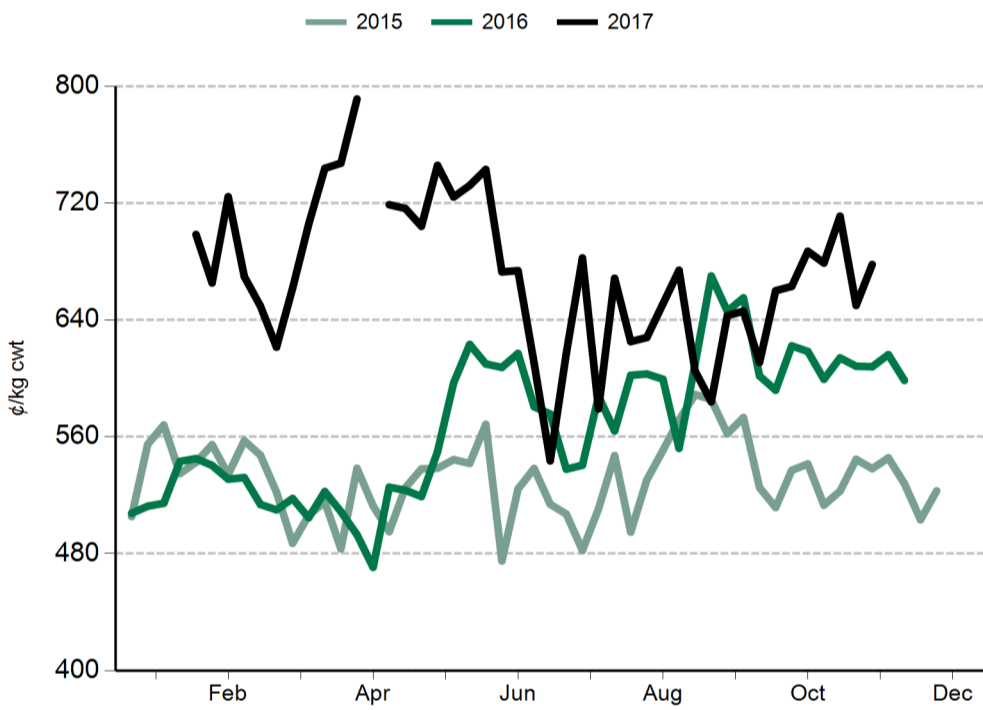
Eastern States Trade Lamb Indicator (ESTLI)



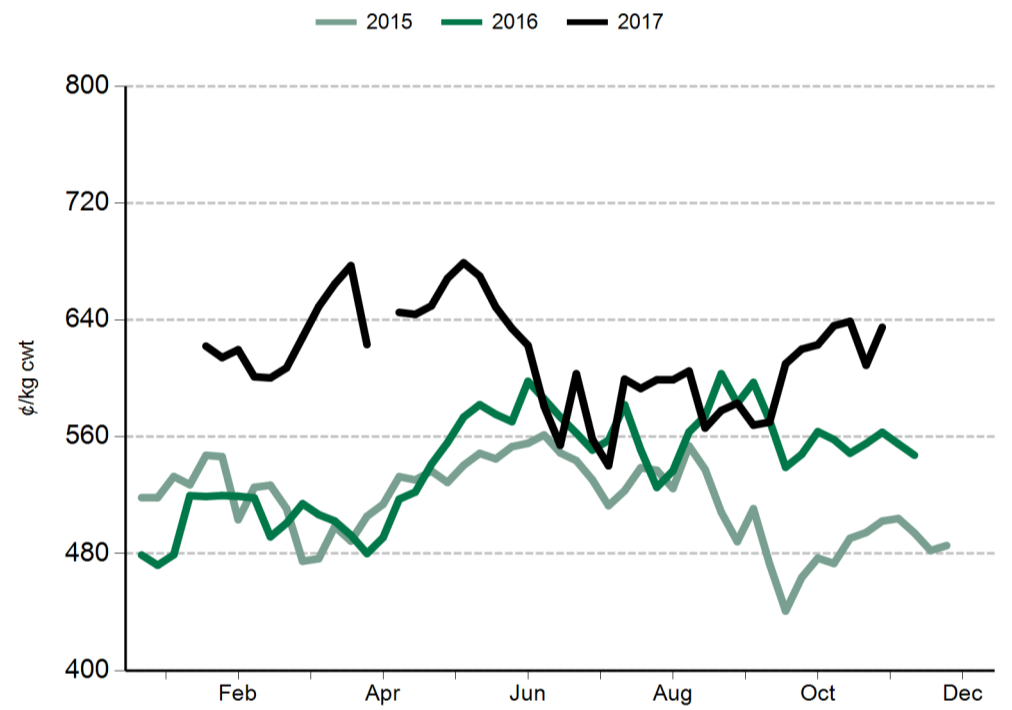
Western Trade Lamb Indicator (WTLI)



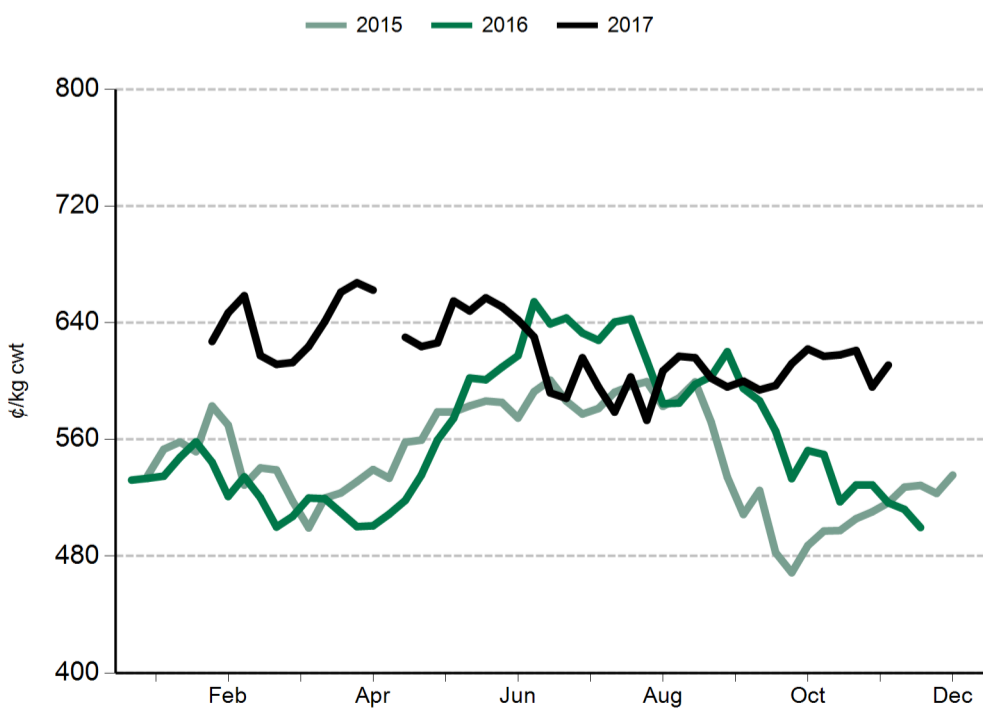
Restocker lamb



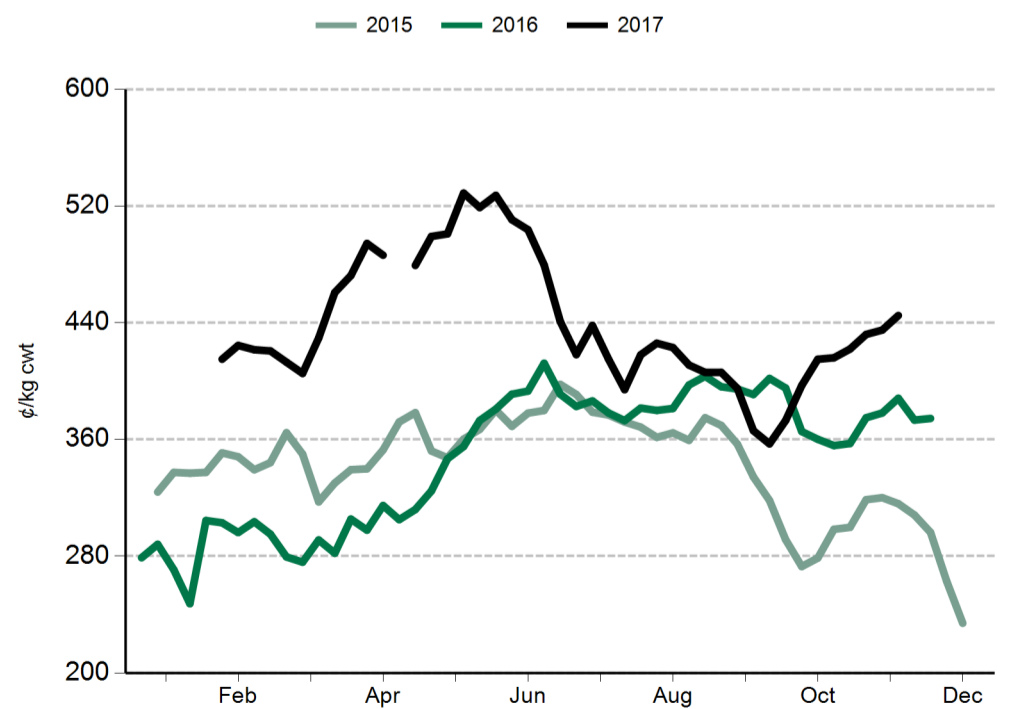
Light lamb



Heavy lamb



Mutton

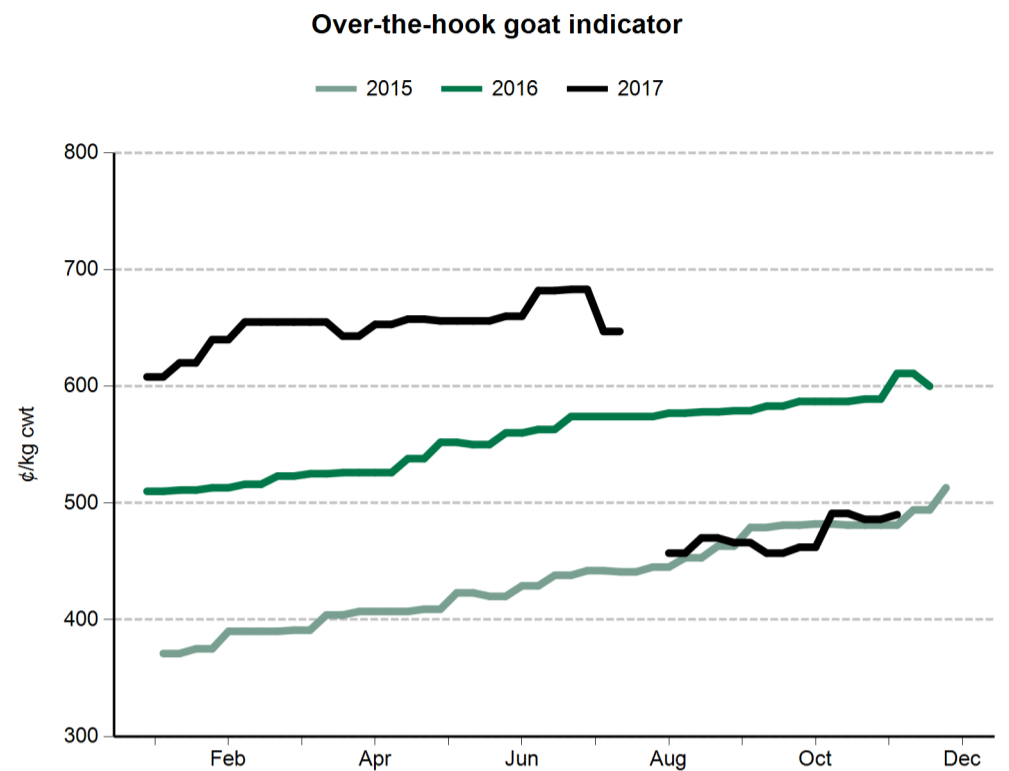


General statistics

Over-the-hooks goat indicators (A¢/kg cwt)		1 Dec 2017	24 Nov 2017	2 Dec 2016
8.1-10kg		490	486	611
10.1-12kg		490	486	611
12.1-16kg		490	486	611
16.1-20kg		490	486	611
20.1kg+		490	486	611

Skin indicators - Lambs		24 Nov 2017	17 Nov 2017	25 Nov 2016
2" +	16.1 - 20kg	450	450	225
	20.1 - 24kg	606	606	488
	24.1kg +	781	781	563
1" - 2"	16.1 - 20kg	400	400	250
	20.1 - 24kg	525	525	438
	24.1kg +	738	738	513
0.5" - 1"	16.1 - 20kg	200	200	200
	20.1 - 24kg	350	350	213
	24.1kg +	525	525	325
New Season	16.1 - 20kg	550	550	550
	20.1 - 24kg	863	863	850
	24.1kg +	1150	1150	988

Skin indicators - Merino sheep (average 25 micron)		24 Nov 2017	17 Nov 2017	25 Nov 2016
1.5" - 2"	16.1 - 20kg	1100	1100	850
	20.1 - 24kg	1200	1200	1163
	24.1kg +	1400	1400	1338



Grain prices - Darling Downs (A\$/tonne)		24 Nov 2017	17 Nov 2017	25 Nov 2016
Wheat		325	323	218
Barley		316	312	191
Sorghum		290	260	223

Grain prices - Riverina (A\$/tonne)		24 Nov 2017	17 Nov 2017	25 Nov 2016
Wheat		247	247	208
Barley		232	230	174

Source: Profarmer Australia

PLEASE NOTE

MLA no longer reports on fodder prices, tallow prices or the EMI on a weekly basis.

These can be accessed separately through these links:

- [Fodder prices \(Dairy Australia\)](#)
- [Tallow prices \(MLA monthly co-product report\)](#)
- [EMI \(AWEX\)](#)

US imported beef prices (CIF)		24 Nov 2017	17 Nov 2017	25 Nov 2016
Bull 95CL	US¢/lb	228.0	228.0	202.0
	A¢/kg	661.8	661.3	602.0
Cow 90CL	US¢/lb	210.0	213.5	192.5
	A¢/kg	609.6	619.2	573.6
CC/CF 85CL	US¢/lb	190.5	190.5	182.5
	A¢/kg	553.0	552.5	543.8
Shank 90CL	US¢/lb	209.0	211.0	195.5
	A¢/kg	606.7	612.0	582.6
Trim 85CL	US¢/lb	189.5	189.5	181.5
	A¢/kg	550.1	549.6	540.9
Trim 80CL	US¢/lb	169.0	169.0	168.5
	A¢/kg	490.6	490.2	502.1
Trim 75CL	US¢/lb	nq	nq	159.5
	A¢/kg	nq	nq	475.3
Trim 65CL	US¢/lb	nq	nq	nq
	A¢/kg	nq	nq	nq
Outside flats	US¢/lb	nq	nq	nq
	A¢/kg	nq	nq	nq
Knuckles	US¢/lb	250.0	250.0	257.5
	A¢/kg	725.7	725.1	767.3
Inside cap off	US¢/lb	282.5	282.5	275.0
	A¢/kg	820.0	819.4	819.5

Source: Steiner Consulting Group

